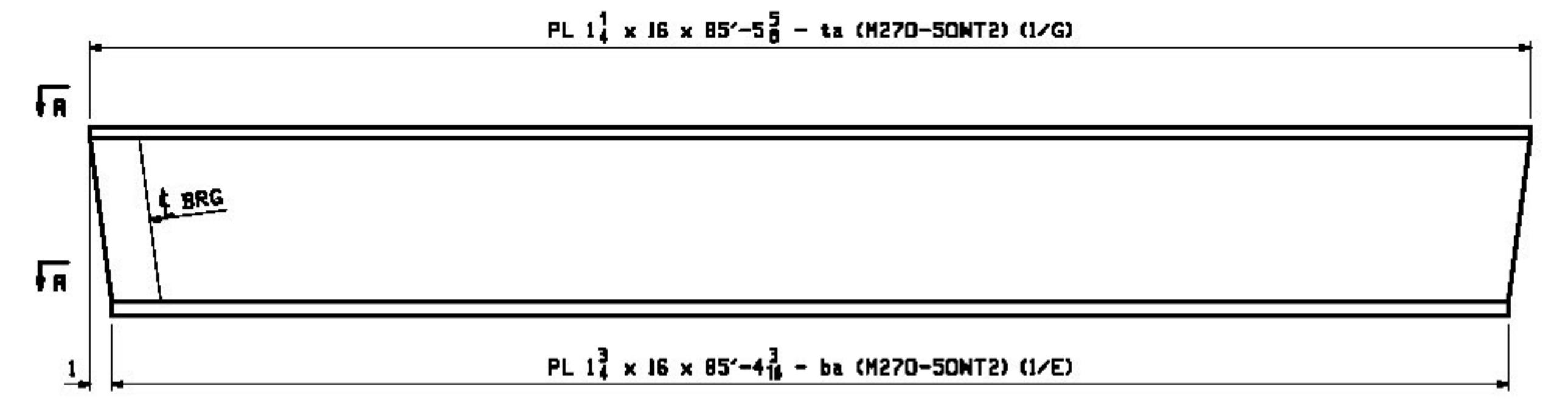


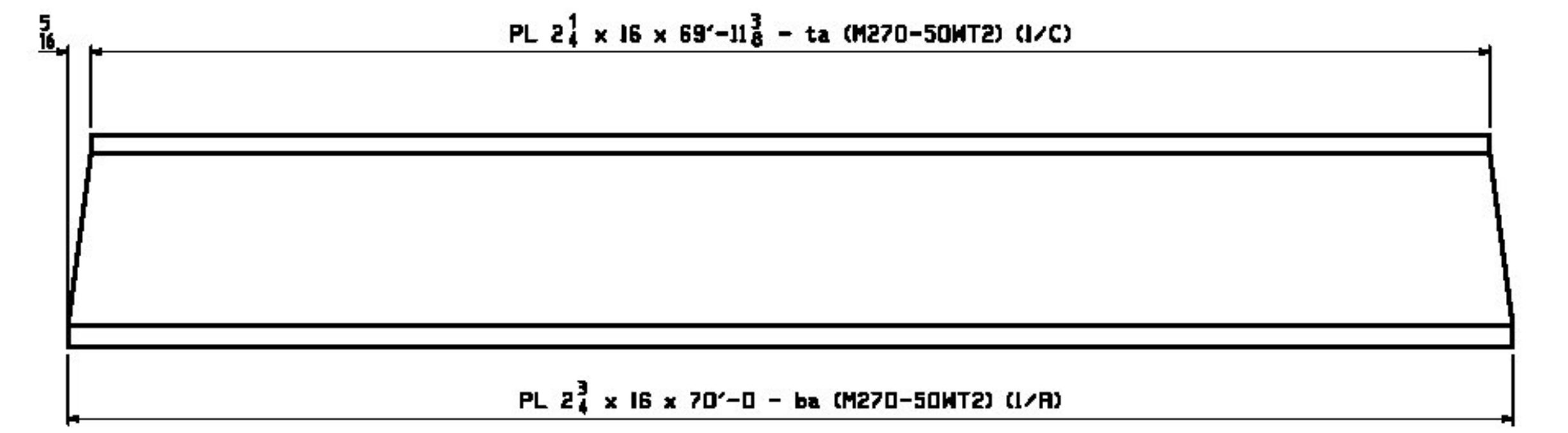
**WEB CAMBER DIAGRAM FOR 1G1A, 2G2A, 3G3A & 4G4A**

MARK	C1	C2	C3	C4	C5	C6	C7	C8	C9
1G1A	7/8	1/8	2/8	2/2	2/5	2/2	2/3	1/9	13/16
2G2A	7/8	1/8	2/5	2/16	2/16	2/16	2/5	1/16	7/8
3G3A	7/8	1/8	2/5	2/16	2/16	2/16	2/5	1/16	7/8
4G4A	7/8	1/8	2/3	2/2	2/5	2/2	2/8	1/9	7/8

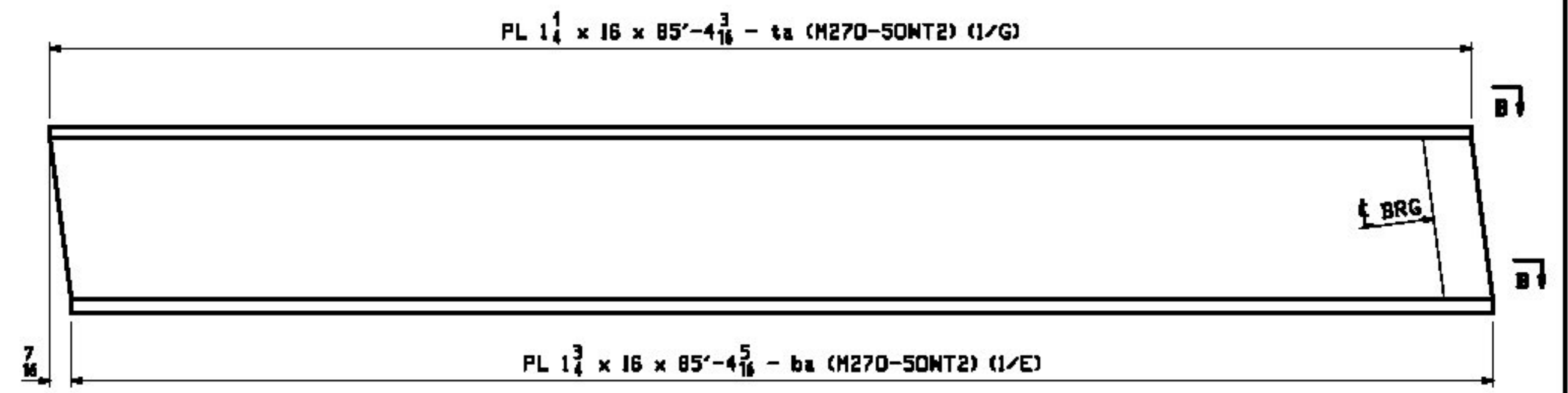
Vermont Agency of Transportation  
**RECEIVED**  
 CK'D BY GML/JWC OK'D BY GG  
 March 6, 2013  
 RESUBMIT BY KMH Approved DATE 03/18/13



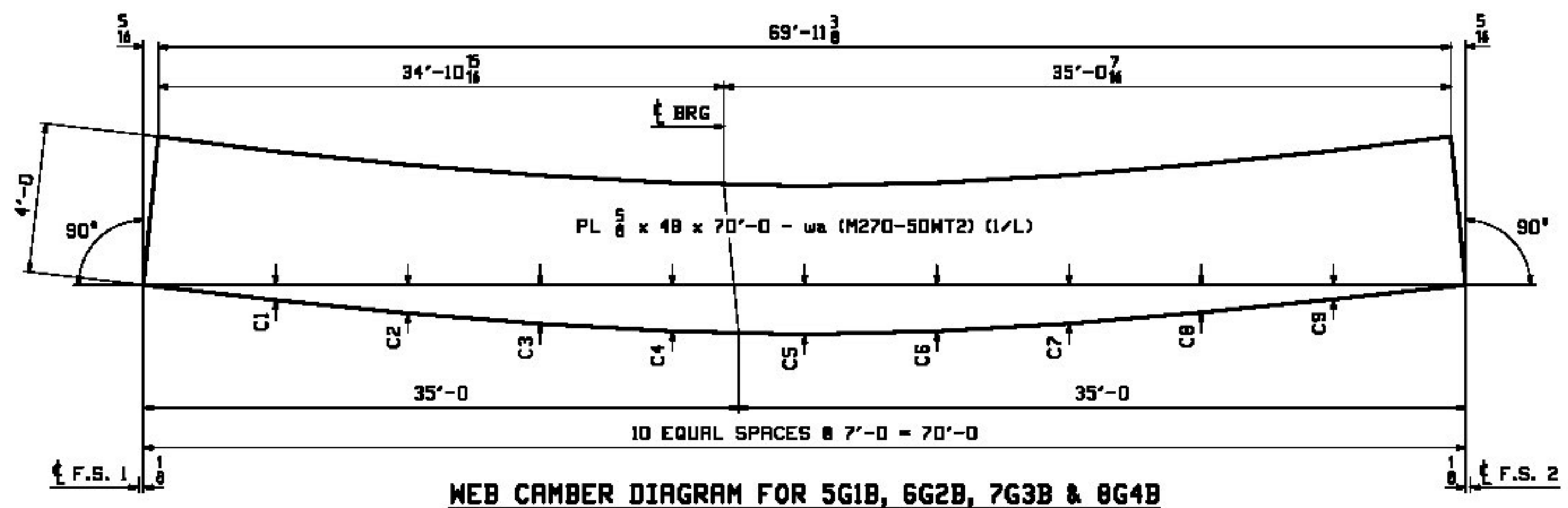
**FLANGE DIAGRAM FOR 1G1A, 2G2A, 3G3A & 4G4A**



**FLANGE DIAGRAM FOR 5G1B, 6G2B, 7G3B & 8G4B**

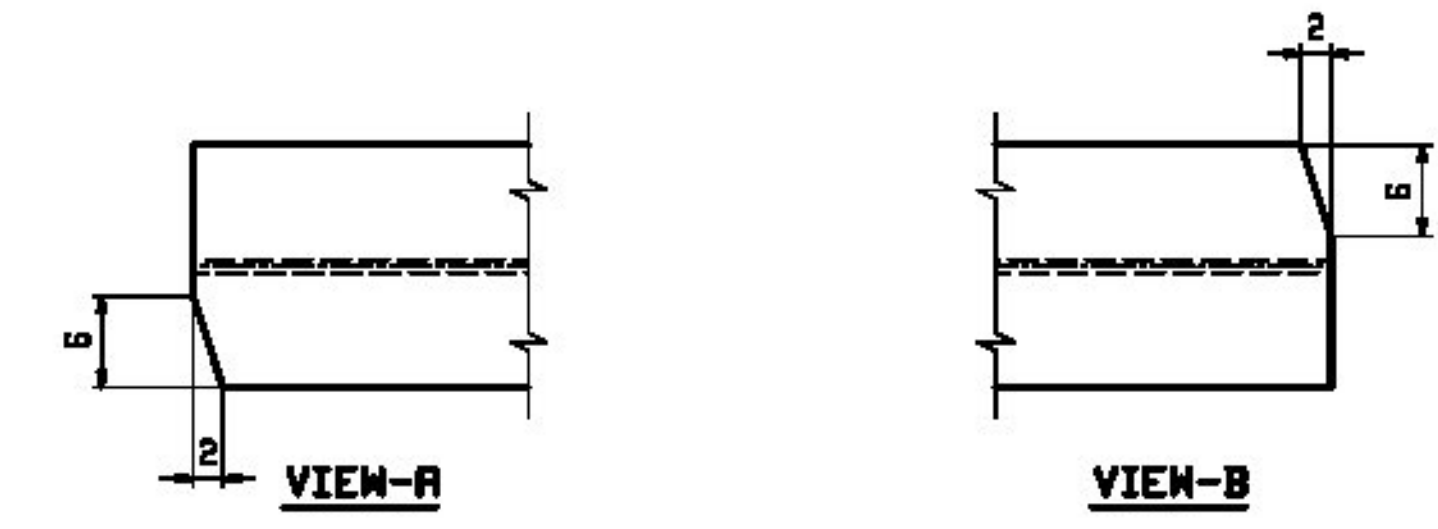


**FLANGE DIAGRAM FOR 9G1C, 10G2C, 11G3C & 12G4C**




**WEB CAMBER DIAGRAM FOR 5G1B, 6G2B, 7G3B & 8G4B**

MARK	C1	C2	C3	C4	C5	C6	C7	C8	C9
5G1B	9/16	1/8	1/2	1/16	1/16	1/16	1/2	1/16	9/16
6G2B	5/8	1/16	1/8	1/8	2/16	1/8	1/16	1/8	5/8
7G3B	5/8	1/8	1/8	1/8	2/16	1/8	1/8	1/16	5/8
8G4B	9/16	1/16	1/2	1/16	1/16	1/16	1/2	1/8	9/16



MARK	C1	C2	C3	C4	C5	C6	C7	C8	C9
9G1C	7/8	1/16	2/8	2/2	2/5	2/2	2/3	1/8	7/8
10G2C	7/8	1/16	2/5	2/16	2/16	2/16	2/5	1/8	7/8
11G3C	7/8	1/16	2/5	2/16	2/16	2/16	2/5	1/8	7/8
12G4C	13/16	1/16	2/3	2/2	2/5	2/2	2/8	1/9	7/8



**WEB CAMBER DIAGRAM FOR 9G1C, 10G2C, 11G3C & 12G4C**

NOTES:  
 1. FOR GENERAL NOTES SEE DWG GNI.  
 2. T2 - DENOTES CHARPY V-NOTCH TESTING REQUIRED.

REV.	DATE	REMARKS	DWN	CHK	APVL	SHOP
MATERIAL: M270-50NT2		SURFACE PREP. & PAINT: SEE GNI		HOLES:		SHOP BOLTS:
DESCRIPTION: CAMBER AND FLANGE DIAGRAMS						
CASCO BAY STEEL STRUCTURES, INC. 1 WALLACE AVE. PHONE (207) 780-6722 SOUTH PORTLAND, ME 04106 FAX. (207) 780-6726						
STRUCTURE: VT 100 OVER WARDSBORO BROOK BRIDGE NO 78 WINDHAM COUNTY				DRAWN: ECO	DATE: 01/31	
				CHKD: DBH	DATE: 02/27	
LOCATION: TOWN OF JAMAICA, VT				JOB NO. 529-1	DWG NO. C1	
PROJ NO. ER-BRF 013-1(16)						
CUSTOMER: T. BUCK CONSTRUCTION						