

STEEL BEAM GUARDRAIL, GALVANIZED
STA 277+87.5 - 280+25 LT

ANCHOR FOR STEEL BEAM RAIL
STA 278+00 LT

AGGREGATE SHOULDER
STA 277+00 LT - STA 280+25 LT
STA 277+00 RT - STA 280+25 RT

YIELDING MARKER POST
STA 277+25 RT
STA 280+25 RT

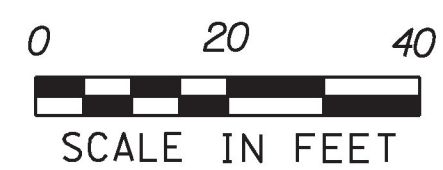
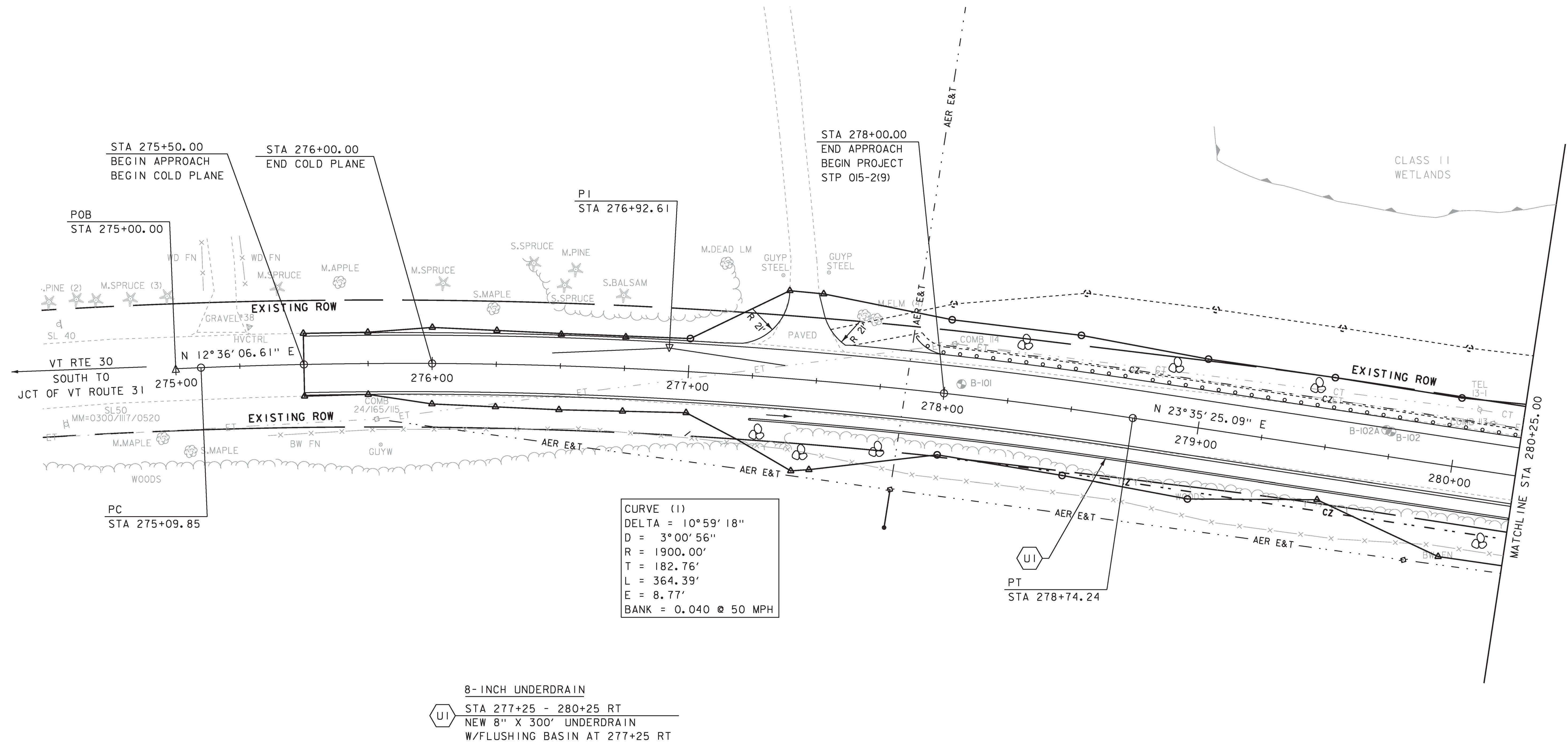
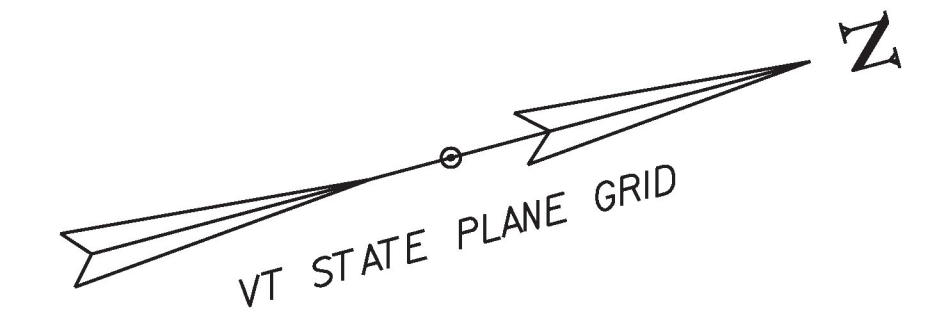
REMOVAL OF EXISTING FENCE
STA 276+75 - 280+25 RT

STONE FILL, TYPE II
STA 277+00 RT - STA 278+00 RT
STA 278+00 LT - STA 280+25 LT
STA 279+50 RT - STA 280+25 RT

CONSTRUCT PAVED DRIVE
STA 277+43 LT, 12' W & 22' L

SPECIAL PROVISION (REINFORCED SOIL SLOPE)
STA 278+00 - 280+25 LT

REMOVING MEDIUM TREES
STA 277+65 LT



| | | | |
|-----------------|--------------|---------------------|----------------|
| PROJECT NAME: | POULTNEY | PLOT DATE: | 23-AUG-2018 |
| PROJECT NUMBER: | STP 015-2(9) | DRAWN BY: | S. ZWICK |
| FILE NAME: | d11b048bdr | CHECKED BY: | C. LEACH |
| DESIGNED BY: | S. ZWICK | LAYOUT PLAN SHEET I | SHEET 19 OF 48 |