

REMOVAL AND DISPOSAL OF GUARDRAIL
 STA. 307+75 - STA. 308+50 LT

DURABLE 4 INCH WHITE LINE, POLYUREA
 STA. 307+75 - STA. 313+25 (SOLID LT & RT)

TEMPORARY 4 INCH WHITE LINE, PAINT
 STA. 307+75 - STA. 313+25 (SOLID LT & RT)

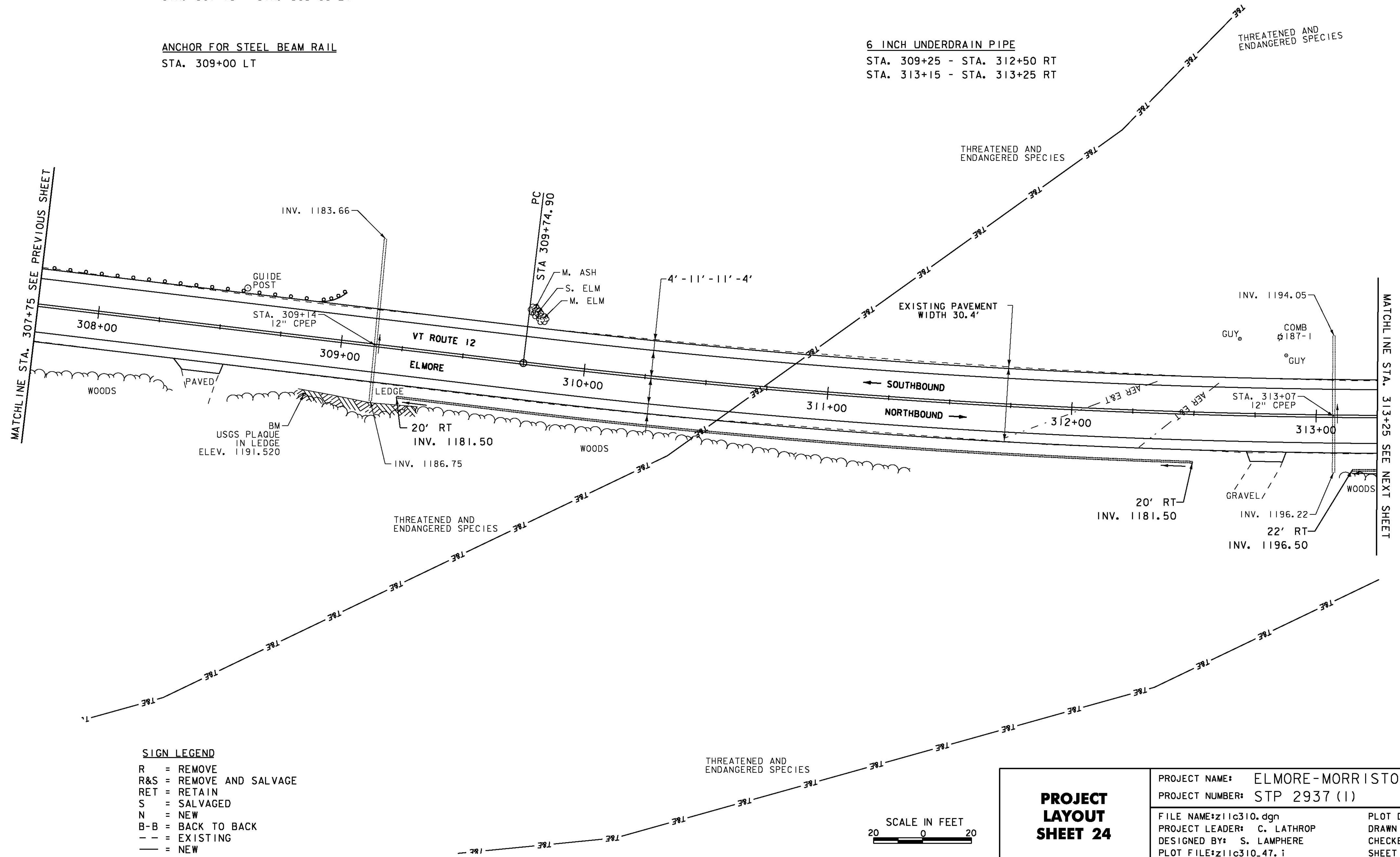
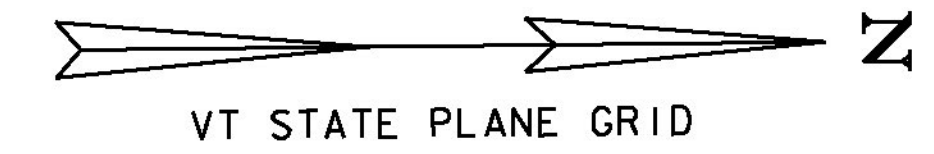
STEEL BEAM GUARDRAIL, GALVANIZED W/8 FEET POSTS
 STA. 307+75 - STA. 309+00 LT

DURABLE 4 INCH YELLOW LINE, POLYUREA
 STA. 307+75 - STA. 313+25 (SOLID LT & RT)

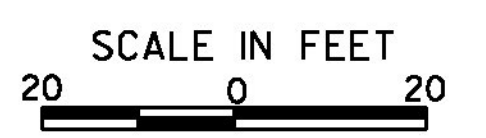
TEMPORARY 4 INCH YELLOW LINE, PAINT
 STA. 307+75 - STA. 313+25 (SOLID LT & RT)

ANCHOR FOR STEEL BEAM RAIL
 STA. 309+00 LT

6 INCH UNDERDRAIN PIPE
 STA. 309+25 - STA. 312+50 RT
 STA. 313+15 - STA. 313+25 RT



- SIGN LEGEND**
- R = REMOVE
 - R&S = REMOVE AND SALVAGE
 - RET = RETAIN
 - S = SALVAGED
 - N = NEW
 - B-B = BACK TO BACK
 - - = EXISTING
 - = NEW



PROJECT LAYOUT SHEET 24	PROJECT NAME: ELMORE-MORRISTOWN	PROJECT NUMBER: STP 2937 (1)
	FILE NAME: z11c310.dgn	PLOT DATE: 3/3/14
	PROJECT LEADER: C. LATHROP	DRAWN BY: J. GOODALL
	DESIGNED BY: S. LAMPHERE	CHECKED BY: C. LATHROP
	PLOT FILE: z11c310_47.i	SHEET 47 OF 194