121A 1928 5 7

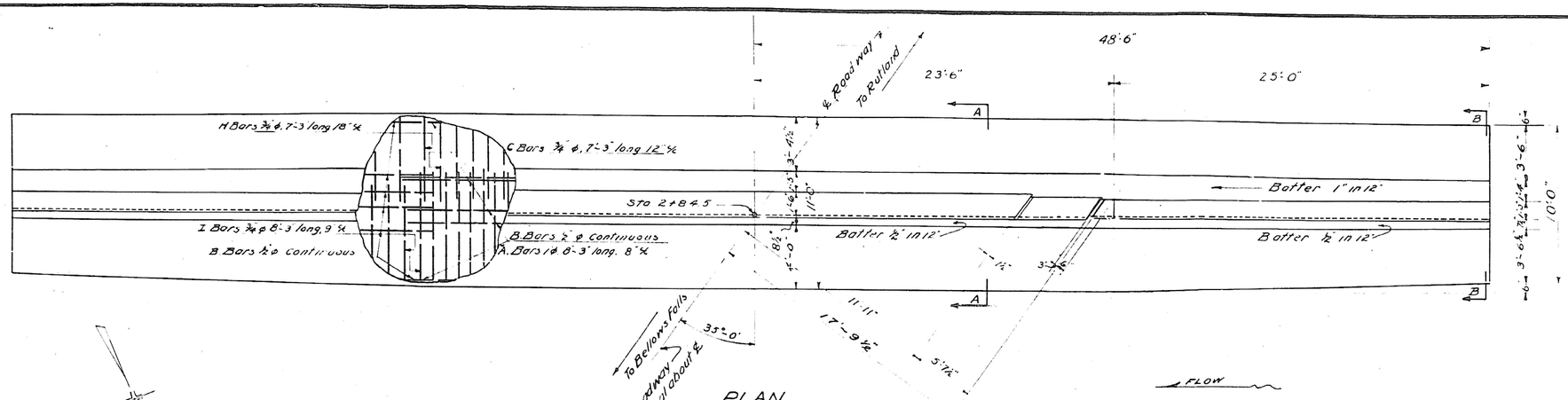

PLAN

Abutment symmetrical about ℄ except skew on bridge seat

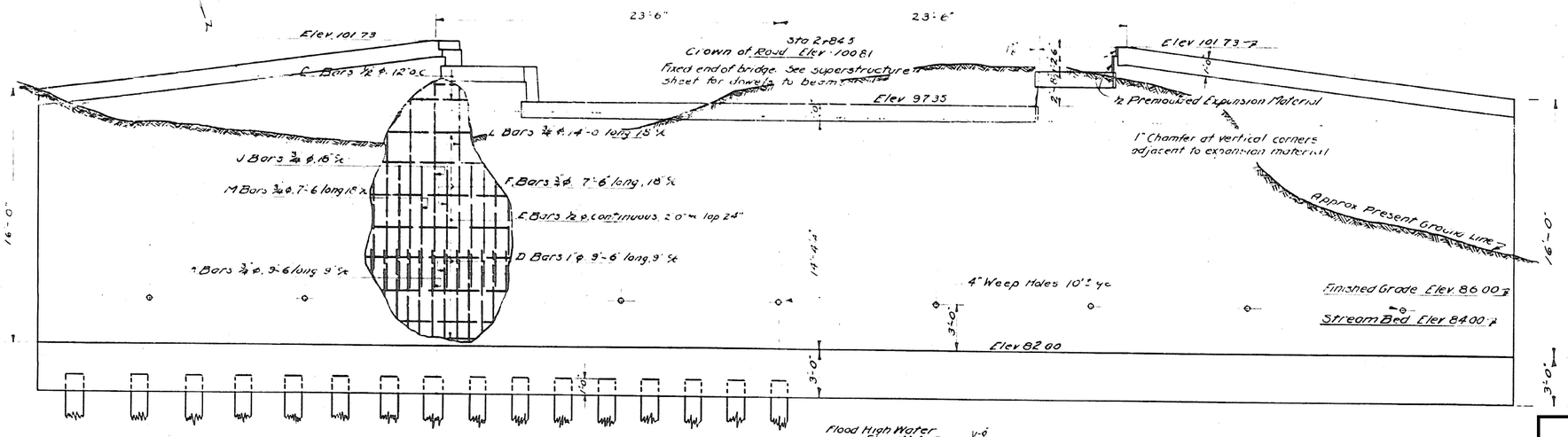

ELEVATION

HALF PLAN

A-A B-B

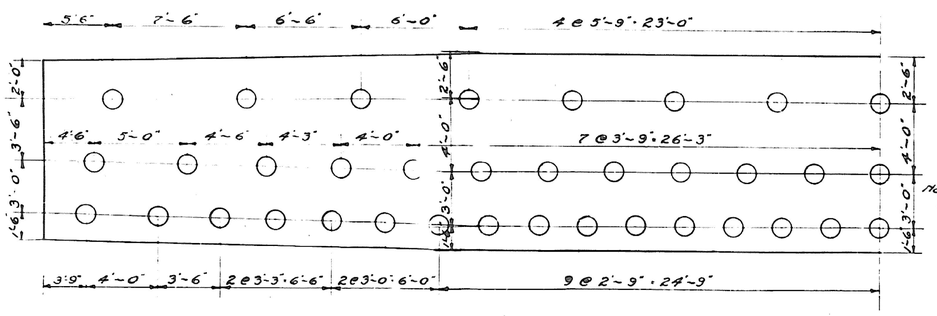

HALF PILING PLAN

STANDARD BAR HOOK
For 3/8" and 7/16" ϕ bars e = R = 2"
7/8" 9/16" ϕ bars e = R = 3"
7/8" 1" ϕ bars e = R = 4"
1" Sq, 1 1/8" Sq and 1 1/4" Sq. e = R = 5"

Ludlow
BRF 025-1(42)
FOR REFERENCE ONLY
SHEET 71 OF 73

WEST ABUTMENT
STA ~ 2+84.5
FIRE STATION BRIDGE
LUDLOW VT.

Estimate of Quantities

Structure Excavation	625 Cu yds
Timber Piling	1440 lin ft
Class B Concrete 1:2:4.5	245 Cu yds
Reinforcing Steel	7700 lbs

Surveyed by Radigan
Designed by W.G.H.
Drawn by N.B.W.
Traced by N.B.W.
Checked by M. Woodruff 4/14/28
Series F No. 121A Filed 4-18-21
Sheet 5 of 7 Sheets