

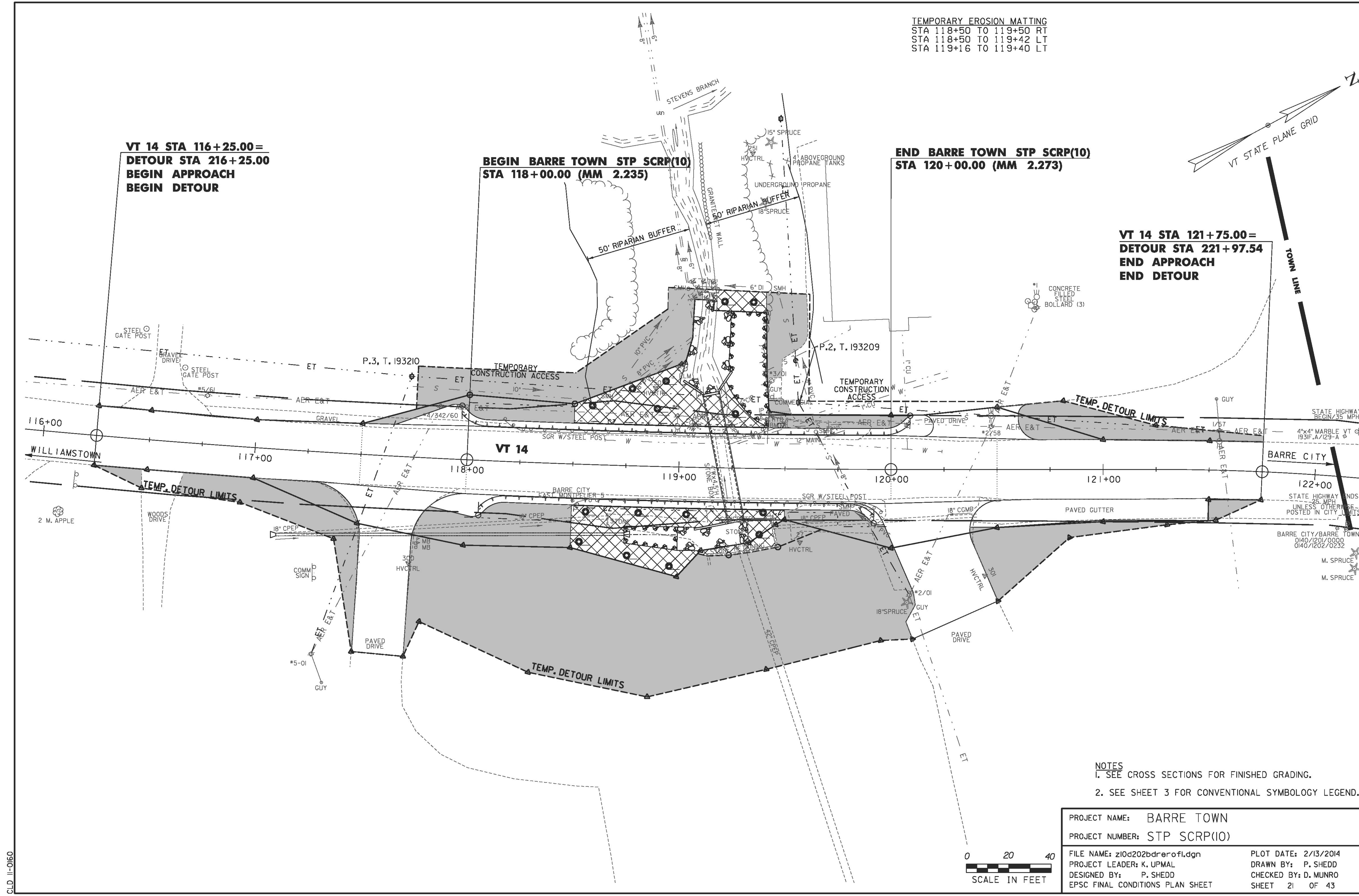
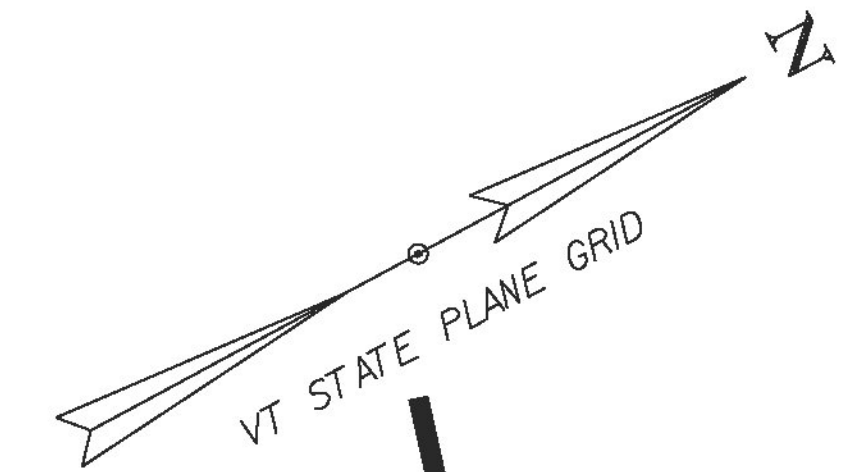
TEMPORARY EROSION MATTING  
 STA 118+50 TO 119+50 RT  
 STA 118+50 TO 119+42 LT  
 STA 119+16 TO 119+40 LT

VT 14 STA 116+25.00=  
 DETOUR STA 216+25.00  
 BEGIN APPROACH  
 BEGIN DETOUR

BEGIN BARRE TOWN STP SCR(10)  
 STA 118+00.00 (MM 2.235)

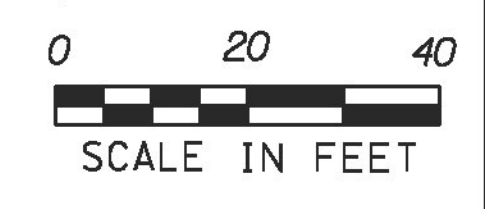
END BARRE TOWN STP SCR(10)  
 STA 120+00.00 (MM 2.273)

VT 14 STA 121+75.00=  
 DETOUR STA 221+97.54  
 END APPROACH  
 END DETOUR



- NOTES  
 1. SEE CROSS SECTIONS FOR FINISHED GRADING.  
 2. SEE SHEET 3 FOR CONVENTIONAL SYMBOLOGY LEGEND.

PROJECT NAME: BARRE TOWN	PLOT DATE: 2/13/2014
PROJECT NUMBER: STP SCR(10)	DRAWN BY: P. SHEDD
FILE NAME: z10d202bdrerofl.dgn	CHECKED BY: D. MUNRO
PROJECT LEADER: K. UPMAL	SHEET 21 OF 43
DESIGNED BY: P. SHEDD	
EPSC FINAL CONDITIONS PLAN SHEET	



CLD II-0160