

ERECTING SALVAGED SIGNS
 STA 461+00, 23' RT (6)
 STA 236+38, 22.8' RT

REMOVING SIGNS
 STA 460+52, 20.5' RT (6)
 STA 460+55, 20' LT (2)
 STA 461+36, 23' LT (2)
 STA 463+36, 9' LT
 STA 463+36, 22' RT

TRAFFIC SIGNS, TYPE A
 STA ~~459+82~~, 21' LT (2) **455+05**
 STA 460+80, 21' LT
 STA 461+75, 23.5' LT (2)
 STA 462+00, 19' RT
 STA 463+37, 23' RT
 STA 463+39, 24.5' LT

SIGNING LEGEND
 N = NEW
 RET = RETAIN
 R = REMOVE
 S = SALVAGE

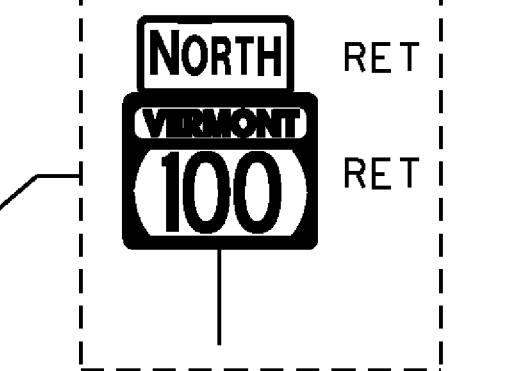
STRIPING LEGEND
 DYL = DOUBLE YELLOW LINE
 SWL = SINGLE WHITE LINE

~~LIMITS OF WORK~~
~~STA 238+00.00~~

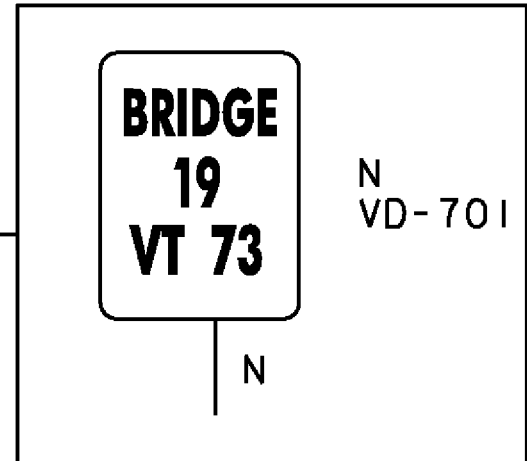
END APPROACH
 STA ~~237+25.00~~
 237+70.00

END BRIDGE
 STA 463+35.37
 F.G. 827.06

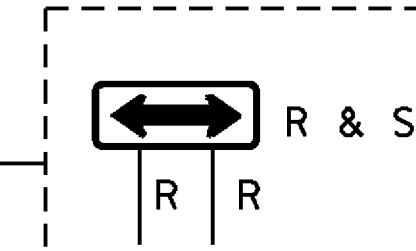
BEGIN BRIDGE
 STA 462+05.04
 F.G. 826.20



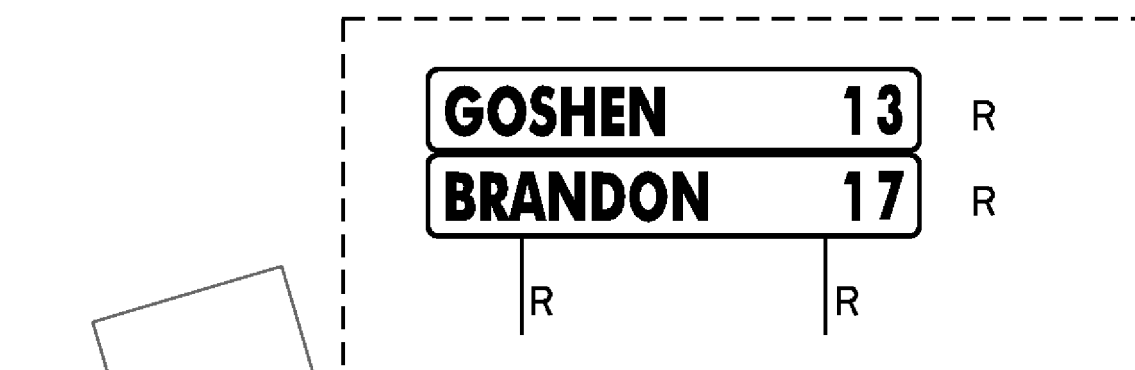
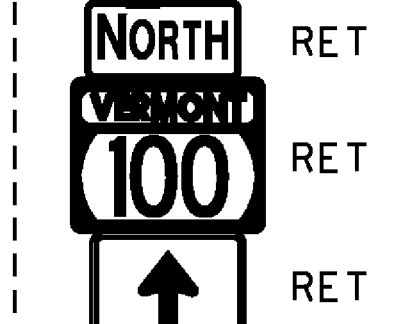
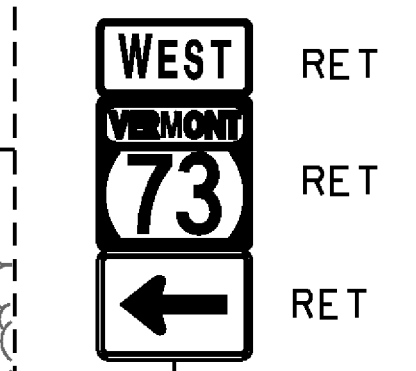
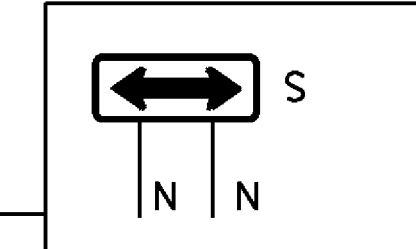
STA 463+39 LT



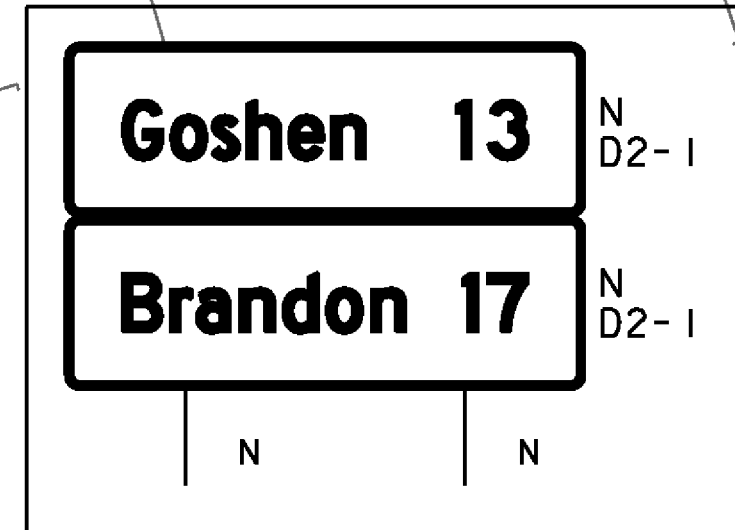
END PROJECT
 STA 463+55.37



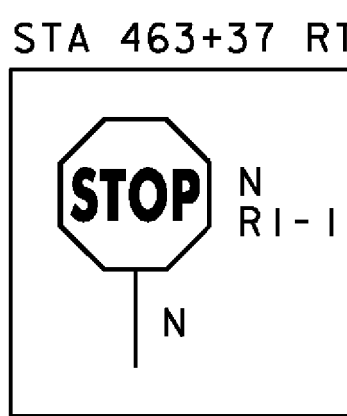
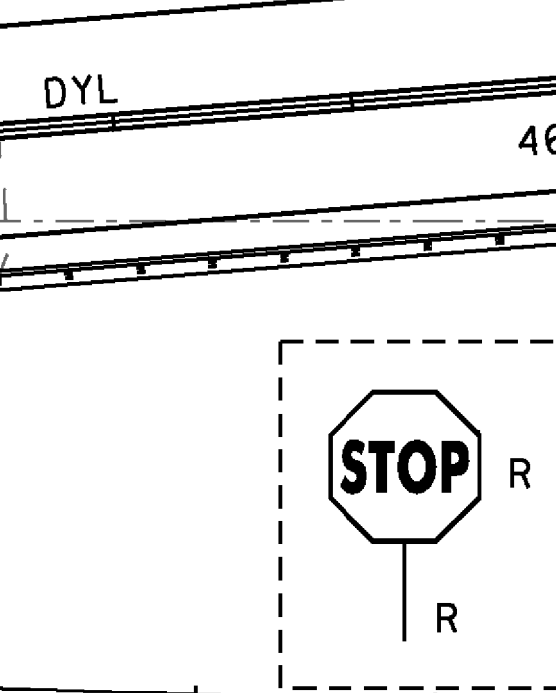

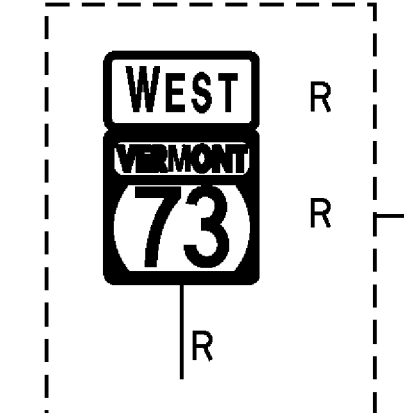
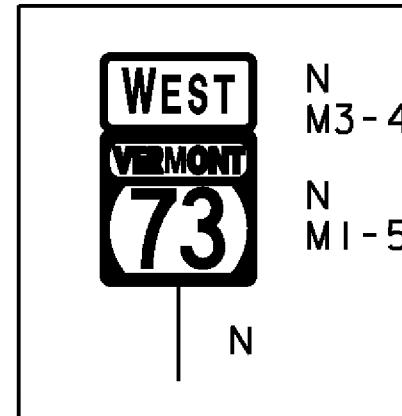
STA 236+38 RT



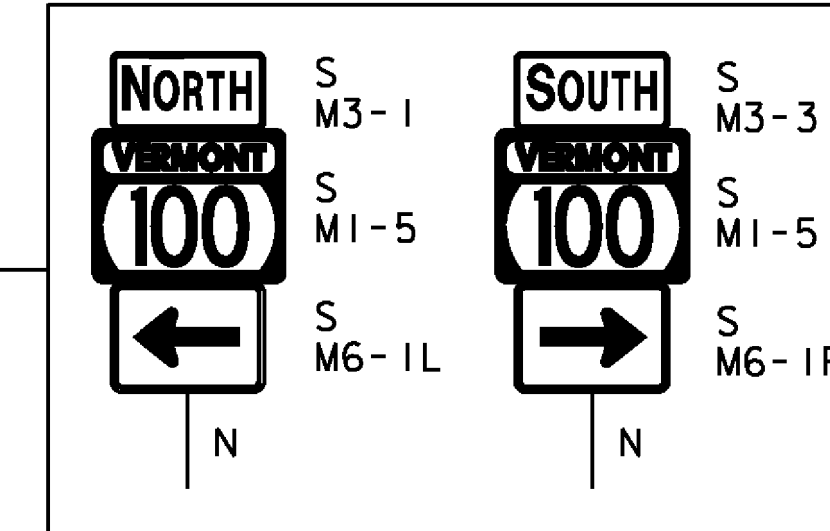
STA 459+82 LT



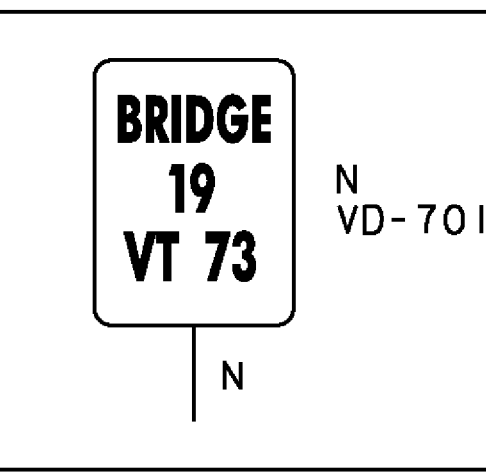
STA 461+75 LT



STA 461+00 RT



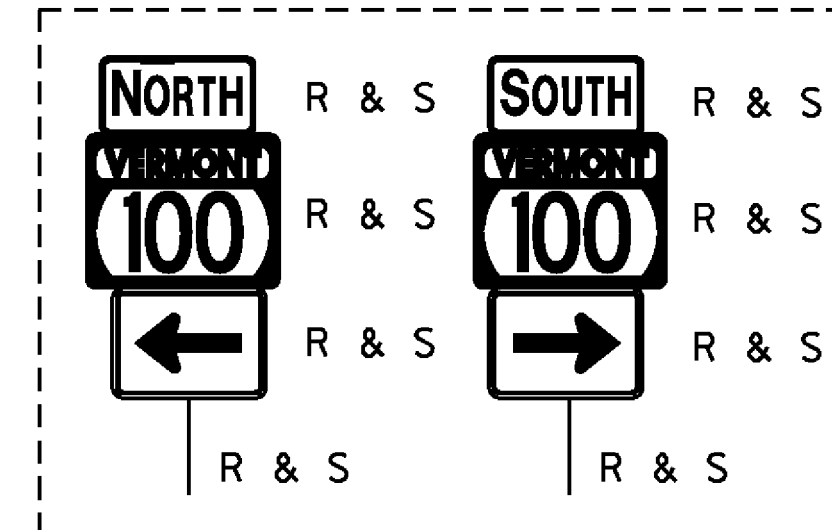
STA 462+00 RT



BEGIN APPROACH
 STA ~~235+25.00~~
 235+00.00

BEGIN APPROACH
 STA 459+00.00

BEGIN PROJECT
 STA 459+90.00

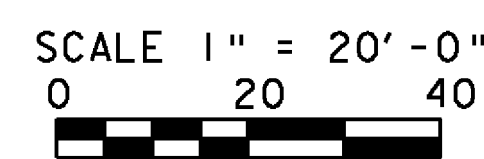


LETTER OR SYMBOL
 STA 463+42, RT

24 INCH STOP BAR
 STA 463+49, RT

4 INCH YELLOW LINE
 STA 459+00 - 463+50, LT & RT
 STA 235+25 - 236+27, LT & RT
 STA 236+67 - 237+25, LT & RT

4 INCH WHITE LINE
 STA 459+00, LT - 237+25, LT
 STA 459+00, RT - 235+25, LT
 STA 235+25 - 237+25, RT



PROJECT NAME: ROCHESTER
 PROJECT NUMBER: ER BRF 0162(18)

FILE NAME: zlic332+sl.dgn
 PROJECT LEADER: S.E. BURBANK
 DESIGNED BY: C.L. CILLEY
 BR 19 TRAFFIC SIGNS & LINE STRIPING SHEET SHEET 196 OF 238

PLOT DATE: 8/19/2013
 DRAWN BY: C.L. CILLEY
 CHECKED BY: D.M. PECK