




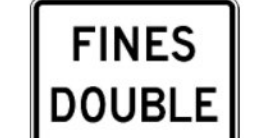











IDENTIFICATION NUMBER	SIZE OF SIGN		TEXT	NUMBER OF SIGNS REQ'D	REMARKS
	WIDTH (IN)	HEIGHT (IN)			
G20-2A	48	24		3	MOUNT ON TWO POSTS
G20-5aP	24	18		1	MOUNT ABOVE THE R2-1
R2-1	24	30		1	MOUNT ON ONE POST
R10-6	24	36		3	MOUNT ON ONE POST
R11-2	48	24		1	MOUNT ON TYPE III BARRICADE (MOD.)
R2-6aP	18	24		1	MOUNT BELOW R2-1 (40)
W1-6R	48	24		1	MOUNT ON TYPE III BARRICADE (MOD)
W1-8R	12	18		4	MOUNT ON TYPE III BARRICADE (MOD)
W3-3	48	48		3	MOUNT ON TWO POSTS
W3-5	48	48		1	MOUNT ON TWO POSTS
W13-125	18	18		2	MOUNT ON ONE POST
W16-2	24	18		3	MOUNT ON ONE POST
W20-1	48	48		6	MOUNT ON TWO POSTS
W20-4	48	48		3	MOUNT ON TWO POSTS
W20-7a	48	48		3	MOUNT ON TWO POSTS

NOTES:

- DURING CONSTRUCTION OF BRIDGE 19, PCMS MESSAGES 1 AND 2 WILL BE DISPLAYED AT THE BRIDGE.

MESSAGES FOR PORTABLE CHANGEABLE MESSAGE SIGNS (PCMS) - BRIDGE NO 19

DURING CONSTRUCTION

MESSAGE 1	MESSAGE 2
ONE LANE	BE
ROAD	PREPARED
AHEAD	TO STOP

PROJECT NAME: ROCHESTER
PROJECT NUMBER: ER BRF 0162(18)

FILE NAME: zllc332detour.dgn PLOT DATE: 8/19/2013
PROJECT LEADER: S.E. BURBANK DRAWN BY: E.A. FIALA
DESIGNED BY: E.A. FIALA CHECKED BY: G.S. GOODRICH
BR 19 TRAFFIC CONTROL PLANS (3 OF 3) SHEET 193 OF 238

