










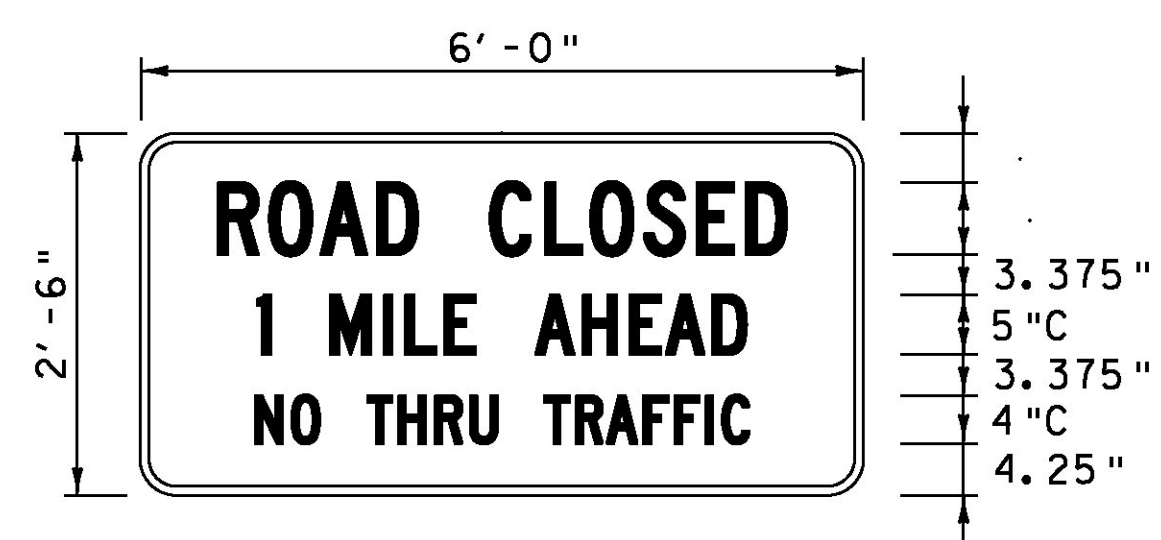
IDENTIFICATION NUMBER	SIZE OF SIGN		TEXT	NUMBER OF SIGNS REQ'D	REMARKS
	WIDTH (IN)	HEIGHT (IN)			
G20-2A	48	24		3	PORTABLE OR MOUNT ON TWO POSTS
R5-11	30	24		2	MOUNT ON TYPE III BARRICADE (MOD.)
R11-2	48	24		2	MOUNT ON TYPE III BARRICADE (MOD.)
SP-2	72	30		2	MOUNT ON TWO POSTS
W20-1	48	48		6	PORTABLE OR MOUNT ON TWO POSTS
W20-3	48	48		4	MOUNT ON TWO POSTS
W20-3	48	48		2	MOUNT ON TWO POSTS
W20-4	48	48		2	PORTABLE OR MOUNT ON TWO POSTS
W20-7a	48	48		3	PORTABLE OR MOUNT ON TWO POSTS

MESSAGES FOR PORTABLE CHANGEABLE MESSAGE SIGNS (PCMS) - AT BRIDGE
(SEE BR 16 TRAFFIC CONTROL PLAN 2 OF 3)

ONE WEEK PRIOR

MESSAGE 1	MESSAGE 2	
BRIDGE	MMMM DD	(DATE) **
CLOSED	TO	
	MMMM DD	(DATE) **

** - MONTH SHALL BE SPELLED OUT - JUNE 10 NOT 6/10



SP-2
NOT TO SCALE

NOTES:

- COLORS FOR THE SP-2 SIGN SHALL BE BLACK TEXT AND BORDER ON RETROREFLECTIVE FLOURESCENT WHITE BACKGROUND. TWO ORANGE FLAGS (ONE EACH SIDE) SHALL BE PLACED AT THE TOP OF THE SP-2 SIGNS.

PROJECT NAME: ROCHESTER
PROJECT NUMBER: BRF 0162(17)

FILE NAME: z85e035+tcp.dgn
PROJECT LEADER: G.S. GOODRICH
DESIGNED BY: E.A. FIALA
BR 16 TRAFFIC CONTROL PLAN (3 OF 3)

PLOT DATE: 8/19/2013
DRAWN BY: E.A. FIALA
CHECKED BY: S.E. BURBANK
SHEET 139 OF 238

