







IDENTIFICATION NUMBER	SIZE OF SIGN		TEXT	NUMBER OF SIGNS REQ'D	REMARKS
	WIDTH (IN)	HEIGHT (IN)			
R5-11	30	24		2	MOUNT BELOW THE R11-2
R11-2	48	24		2	MOUNT ON TYPE III BARRICADE (MOD.)
SP-2	60	30		2	MOUNT ON TWO POSTS
W20-3	48	48		4	MOUNT ON TWO POSTS
W20-3	48	48		2	MOUNT ON TWO POSTS

MESSAGES FOR PORTABLE CHANGEABLE MESSAGE SIGNS (PCMS) - AT BRIDGE

ONE WEEK PRIOR

MESSAGE 1	MESSAGE 2	
BRIDGE	MMMM DD	(DATE) **
CLOSED	TO	
	MMMM DD	(DATE) **

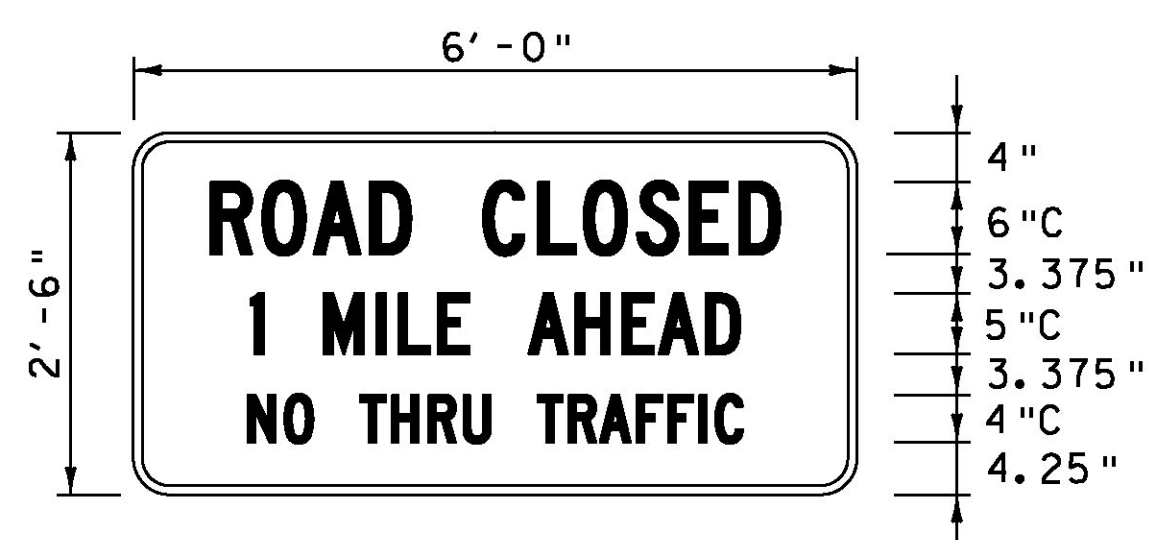
** - MONTH SHALL BE SPELLED OUT - JUNE 10 NOT 06/10



SP-2
NOT TO SCALE

NOTE:

- COLORS FOR THE SP-2 SIGN SHALL BE BLACK TEXT AND BORDER ON RETROREFLECTIVE FLUORESCENT WHITE BACKGROUND. TWO ORANGE FLAGS (ONE EACH SIDE) SHALL BE PLACED AT THE TOP OF THE SP-2 SIGNS.



SP-2
NOT TO SCALE

NOTE:

- COLORS FOR THE SP-2 SIGN SHALL BE BLACK TEXT AND BORDER ON RETROREFLECTIVE FLUORESCENT WHITE BACKGROUND. TWO ORANGE FLAGS (ONE EACH SIDE) SHALL BE PLACED AT THE TOP OF THE SP-2 SIGNS.

PROJECT NAME: ROCHESTER
PROJECT NUMBER: ER STP 0162(19)

FILE NAME: zllc334+cp.dgn
PROJECT LEADER: S.E. BURBANK
DESIGNED BY: E.A. FIALA
BR 13 TRAFFIC CONTROL (2 OF 2)

PLOT DATE: 8/19/2013
DRAWN BY: E.A. FIALA
CHECKED BY: S.E. BURBANK
SHEET 30 OF 238

