











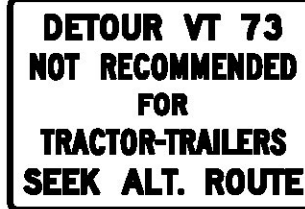

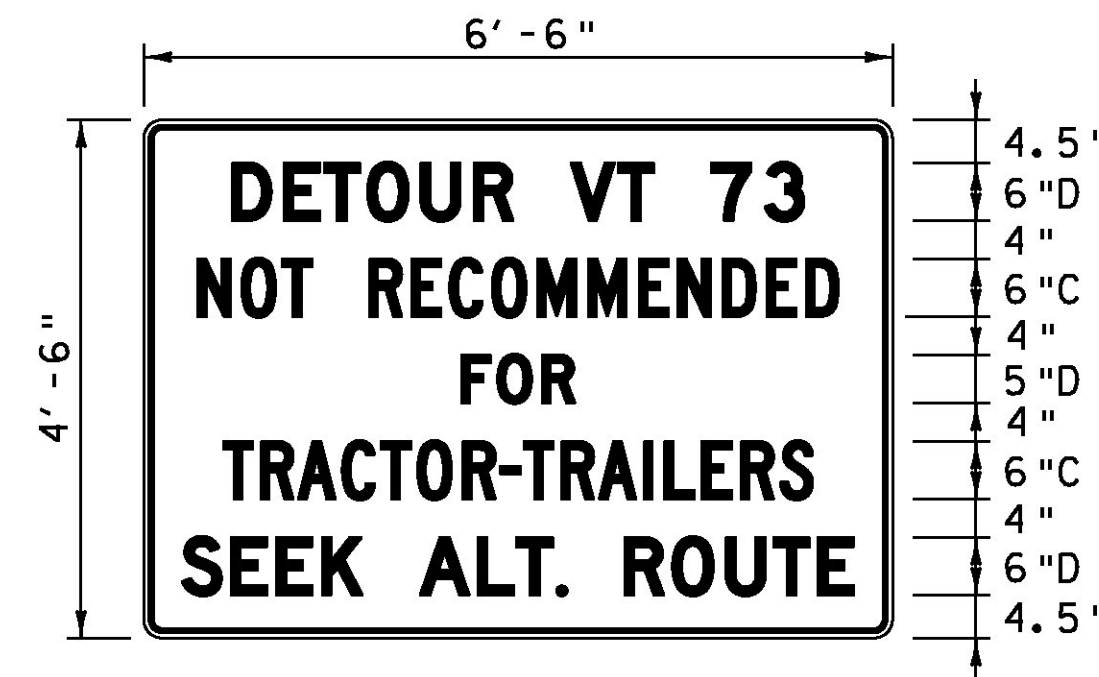


IDENTIFICATION NUMBER	SIZE OF SIGN		TEXT	NUMBER OF SIGNS REQ'D	REMARKS
	WIDTH (IN)	HEIGHT (IN)			
M1-5	24	24		73*	SEE NOTE 5
M3-2	24	12		43*	SEE NOTE 5
M3-4	24	12		28*	SEE NOTE 5
M4-8	24	12		71*	MOUNT ABOVE THE M3-2 OR M3-4
M4-8A	24	18		2	MOUNT ON ONE POST
M5-1L	21	15		4	MOUNT BELOW THE M1-5
M5-1R	21	15		7	MOUNT BELOW THE M1-5
M5-2L	21	15		1	MOUNT BELOW THE M1-5
M6-1L	21	15		4	MOUNT BELOW THE M1-5
M6-1R	21	15		7	MOUNT BELOW THE M1-5
M6-2L	21	15		2	MOUNT BELOW THE M1-5
M6-3	21	15		46*	MOUNT BELOW THE M1-5
SP-1	78	54		6	MOUNT ON TWO POSTS
W20-2	36	36		7	MOUNT BELOW M1-5

* = NUMBER OF SIGNS REQ'D ASSUMING APPROXIMATELY 33 LOCATIONS OF CONFIRMATORY ROUTE MARKER ASSEMBLY DETAIL



SP-1
NOT TO SCALE

NOTE: BORDER SHALL BE 0.75" AND INDENT SHALL BE 0.50"

NOTES:

- COLORS FOR THE M1-5, M3-2, AND M3-4 SIGNS SHALL MATCH THE COLORS SHOWN ON VTRANS STD. E-136B.
- COLORS FOR THE M5-1L, M5-1R, M5-2L, M6-1L, M6-1R, M6-2L AND THE M6-3 SIGNS SHALL BE A BLACK ARROW AND BORDER ON RETROREFLECTIVE FLUORESCENT ORANGE BACKGROUND.
- COLORS FOR THE M4-8 AND M4-8A SIGNS SHALL BE BLACK TEXT AND BORDER ON RETROREFLECTIVE FLUORESCENT ORANGE BACKGROUND.
- COLORS FOR THE SP-1 SIGN SHALL BE BLACK TEXT AND BORDER ON RETROREFLECTIVE FLUORESCENT ORANGE BACKGROUND.
- THE M1-5, M3-2, AND THE M3-4 SIGNS SHALL BECOME THE PROPERTY OF THE STATE AFTER THEY ARE REMOVED FROM THE DETOUR. THE CONTRACTOR SHALL DELIVER THE SIGNS TO THE STATE GARAGE ON STATE GARAGE ROAD IN ROCHESTER. ALL COSTS ASSOCIATED WITH PROVIDING THE SIGNS TO THE STATE SHALL BE INCIDENTAL TO ITEM 641.10, "TRAFFIC CONTROL (DETOUR)".
- ALL DETOUR SIGNS SHALL BE COVERED COMPLETELY WHEN THE DETOUR IS NOT IN USE.

PROJECT NAME:	ROCHESTER
PROJECT NUMBER:	0162(19), 0162(16), 0162(17), 0162(18)
FILE NAME:	zllc334Regionaldetour.dgn
PROJECT LEADER:	S.E. BURBANK
DESIGNED BY:	E.A. FIALA
REGIONAL TCP (5 OF 5)	
PLOT DATE:	9/3/2013
DRAWN BY:	E.A. FIALA
CHECKED BY:	S.E. BURBANK
SHEET	12 OF 238