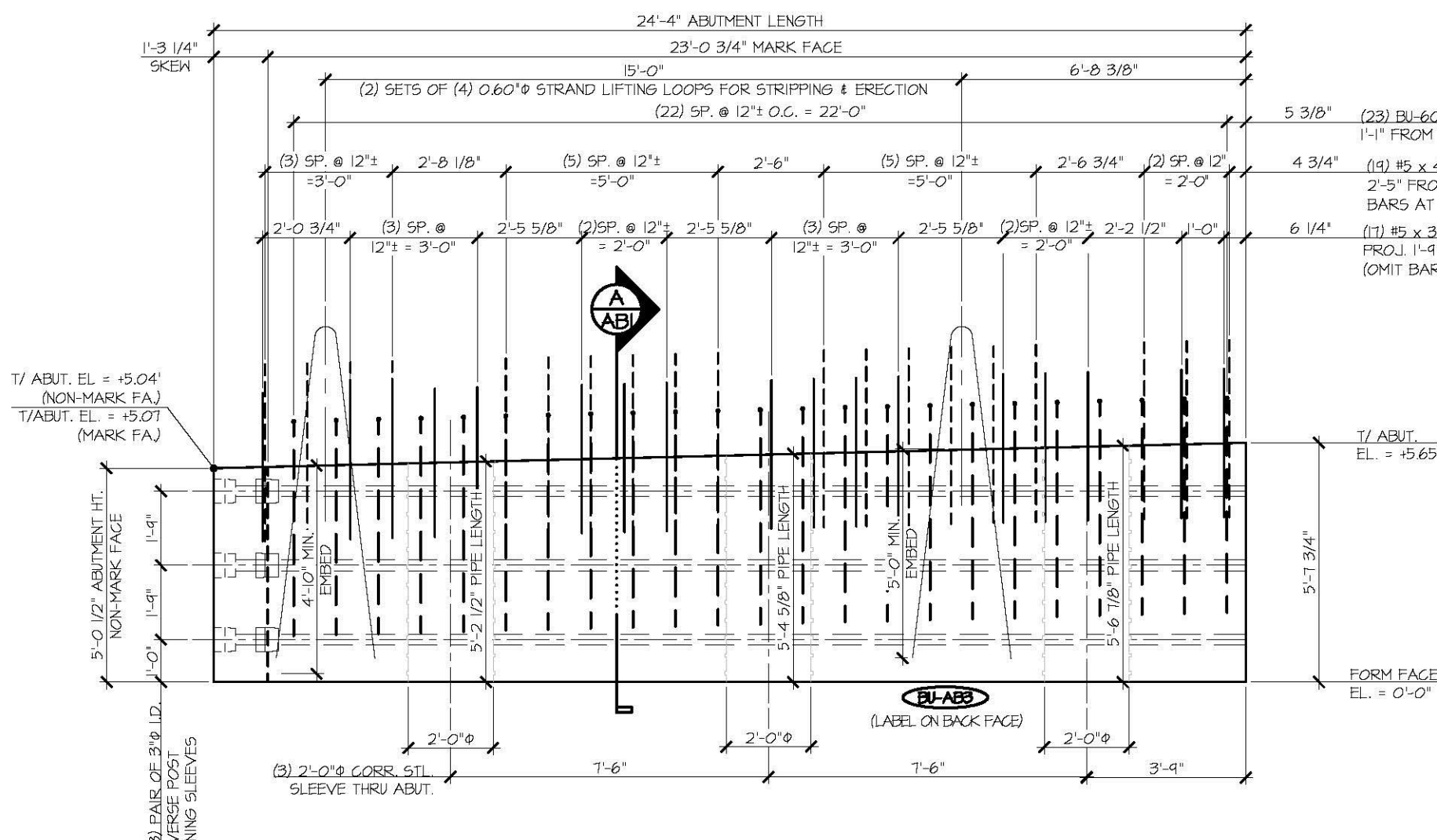
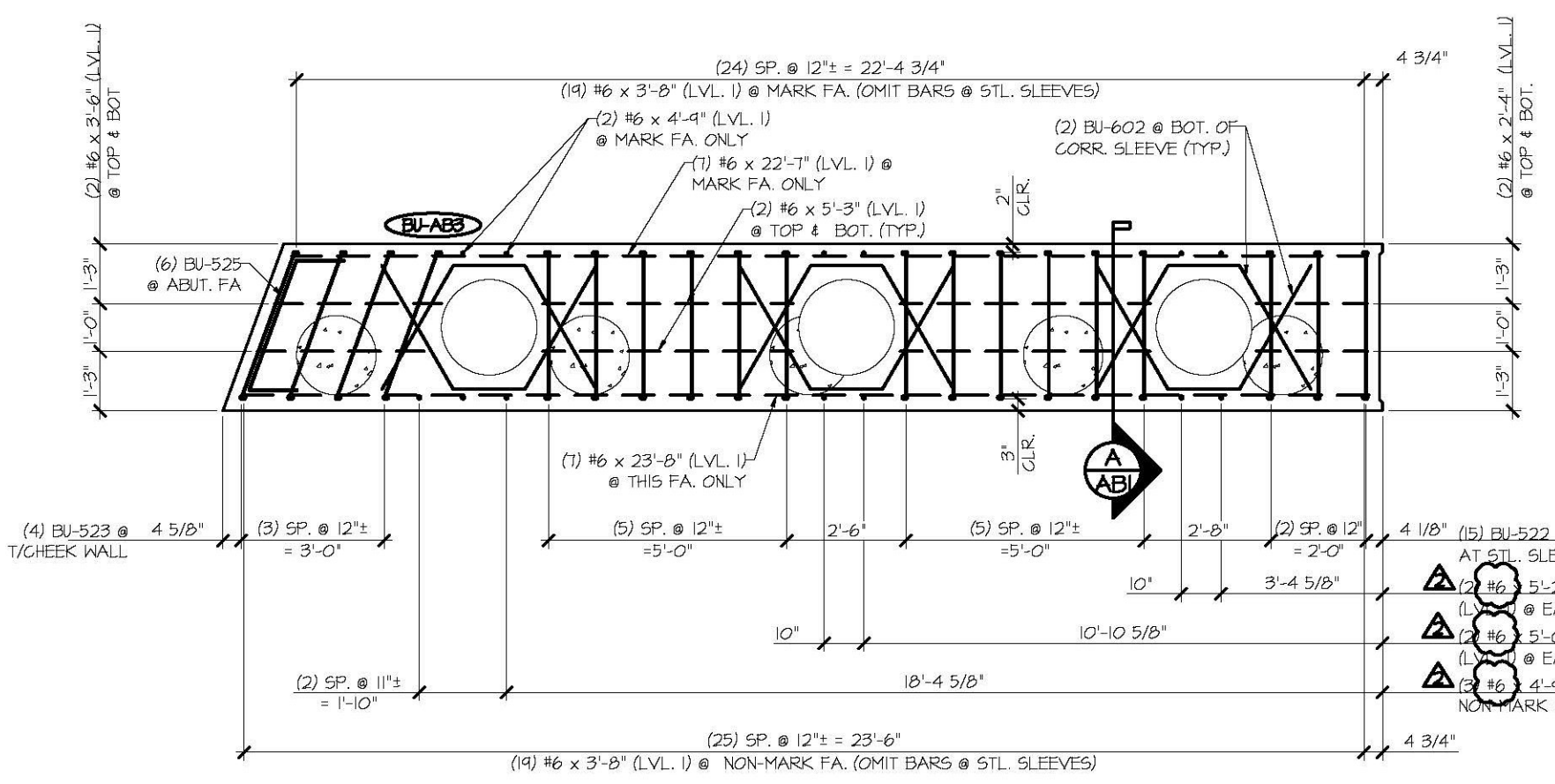


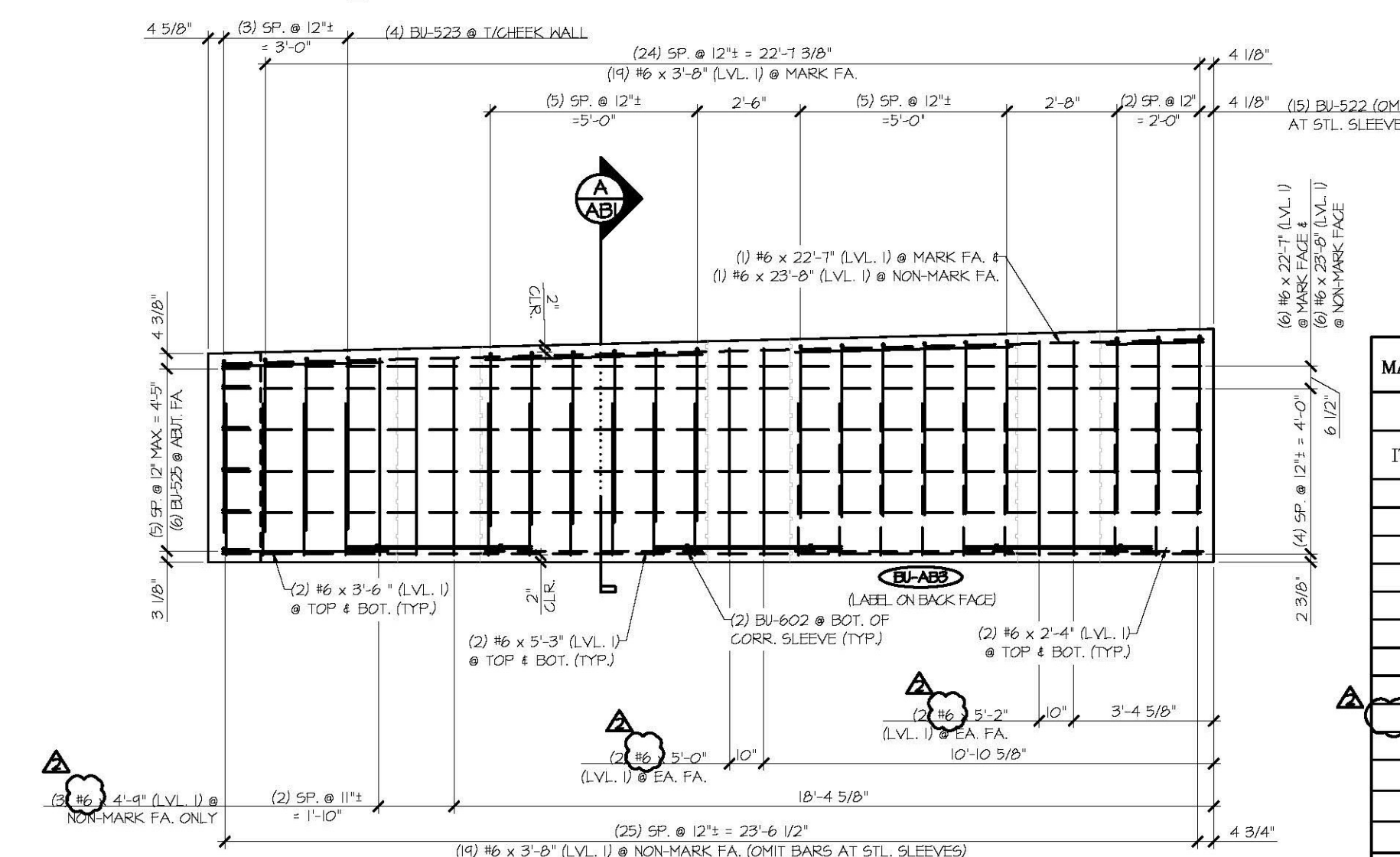
1 ABUTMENT DIMENSIONAL PLAN VIEW IN FORM
 1/8" = 1'-0"



2 ABUTMENT DIMENSIONAL NON-MARK FACE ELEVATION
 1/8" = 1'-0"



3 ABUTMENT REINFORCING PLAN VIEW IN FORM
 1/8" = 1'-0"



4 ABUTMENT REINFORCING NON-MARK FACE ELEVATION
 1/8" = 1'-0"

MATERIAL LIST / ABUTMENT			
ITEM	MARK	DESCRIPTION	QTY.
1	BU-522	#5 BENT BAR (LEVEL I)	15
2	BU-523	#5 BENT BAR (LEVEL I)	4
3	BU-525	#5 BENT BAR (LEVEL I)	6
4		#5 x 3'-6" (LEVEL II, DUAL COATED)	17
5		#5 x 4'-2" (LEVEL II, DUAL COATED)	19
6	BU-601	#6 BENT BAR (LEVEL II, DUAL COATED)	23
7	BU-602	#6 BENT BAR (LEVEL I)	6
8		#6 x 2'-4" (LEVEL I)	4
9		#6 x 3'-6" (LEVEL I)	4
10		#6 x 3'-8" (LEVEL I)	36
11		#6 x 4'-9" (LEVEL I)	5
12		#6 x 5'-0" (LEVEL I)	4
13		#6 x 5'-2" (LEVEL I)	4
14		#6 x 5'-3" (LEVEL I)	8
15		#6 x 22'-7" (LEVEL I)	7
16		#6 x 23'-8" (LEVEL I)	7
17		2'-0" x 5'-2" CORR. STL. PIPE (GALV.)	1
18		2'-0" x 5'-4" CORR. STL. PIPE (GALV.)	1
19		2'-0" x 5'-6" CORR. STL. PIPE (GALV.)	1
20		SET OF (4) 0.60" x 210 KSI STRAND LIFTING LOOPS	2

SHOP DRAWING REVIEW

REVIEWED AS REQUIRED BY THE CONSTRUCTION CONTRACT DOCUMENTS AND APPROVED, BUT ONLY FOR CONFORMANCE TO THE DESIGN CONCEPT OF THE WORK, AND SUBJECT TO FURTHER LIMITATIONS AND REQUIREMENTS CONTAINED IN THE CONSTRUCTION CONTRACT DOCUMENTS.

REJECTED REVISE AND RESUBMIT APPROVED AS NOTED

CORRECTIONS OR COMMENTS MADE ON THE SHOP DRAWINGS DURING THIS REVIEW DO NOT RELIEVE CONTRACTOR FROM COMPLIANCE WITH REQUIREMENTS OF THE DRAWINGS AND SPECIFICATIONS. THIS CHECK IS ONLY FOR REVIEW OF GENERAL CONFORMANCE WITH THE DESIGN CONCEPT OF THE PROJECT AND GENERAL COMPLIANCE WITH THE INFORMATION GIVEN IN THE CONTRACT DOCUMENTS. THE CONTRACTOR IS RESPONSIBLE FOR CONFIRMING AND CORRECTING ALL QUANTITIES AND DIMENSIONS. SELECT NOTIFICATION PROCESSES AND TECHNIQUES OF CONSTRUCTION, COORDINATING THEIR WORK WITH THAT OF ALL OTHER TRADES AND PERFORMING THEIR WORK IN A SAFE AND SATISFACTORY MANNER.

CD Cowling Engineers
 340 Commercial Street
 Manchester, NH 03101
 603-888-8222

Job Number: 120121
 Reviewed by: SRB
 Date: 04/10/2015

RECEIVED

Vermont Agency of Transportation

CR'D BY: [Signature]
 OK'D BY: [Signature]

RESUBMIT No: [Blank]
 DATE: 04/10/2015

Approved/Noted
 BY: [Signature]

APPROVAL STAMP:

J.P. CARRARA & SONS INC.
 Precast & Prestress Manufacturer
 244 DEER ST., WOODBURY, VERMONT 05053 Phone: (802) 368-6361 Fax: (802) 368-9010

T. BUCK CONSTRUCTION, INC.
 CONTRACTOR
 AUBURN, MAINE

STATE OF VERMONT AGENCY OF TRANSPORTATION
 COUNTY OF CALEDONIA

TOWN OF BURKE
 VERMONT ROUTE 114
 BRIDGE NO.: 13 PROJECT NO.: BRF 0269(13)

DATE: MAR. 26, 2015
 SCALE: NOTED
 CHKD: [Blank] DFTM: JOK
 JOB NO: 23454-015

PRECAST ABUTMENT #3 DETAILS
 DWG. NO: AB4