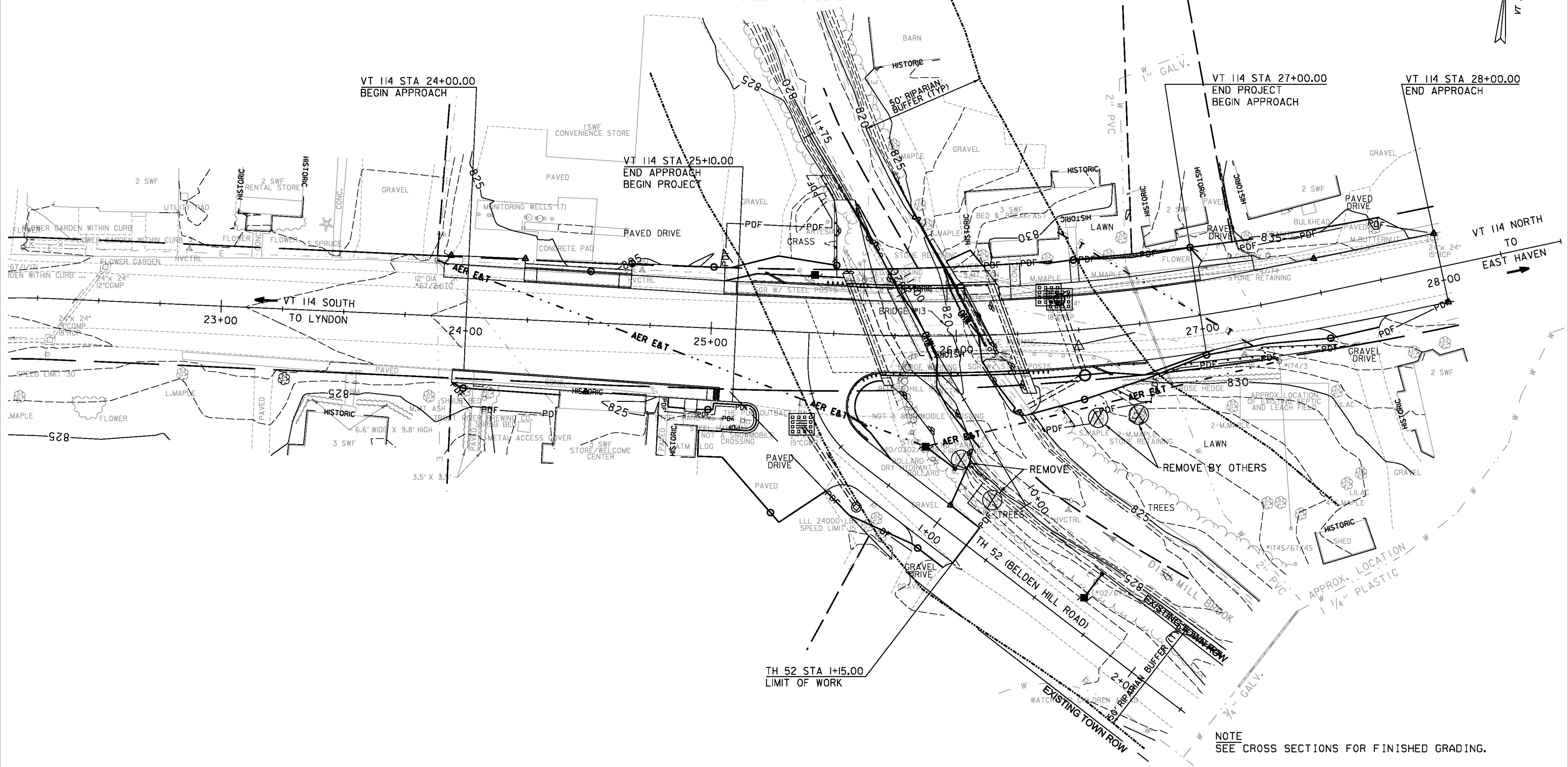
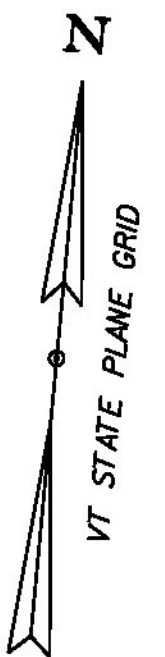


GEOTEXTILE FOR SILT FENCE
 25+42 TO 25+49 LT
 26+29 TO 26+34 RT
 26+40 TO 26+45 RT
 26+63 TO 26+76 RT
 26+91 TO 27+25 RT
 27+22 TO 27+51 RT
 0+96 TO 1+05 LT

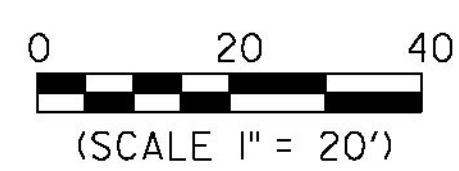
PROJECT DEMARCATION FENCE
 23+95 TO 24+04 RT
 24+08 TO 24+39 RT
 24+82 TO 24+90 RT
 24+96 TO 25+19 RT
 25+04 TO 25+47 LT
 26+11 TO 26+23 LT
 26+27 TO 26+49 LT
 26+34 TO 27+55 RT
 26+52 TO 27+06 LT
 27+20 TO 27+64 RT
 27+69 TO 28+00 RT
 27+74 TO 28+00 LT
 0+56 TO 0+99 RT
 1+05 TO 1+15 LT

INLET PROTECTION
 DEVICE, TYPE I
 26+39 LT
 26+43 LT
 0+35 RT



NOTE
 SEE CROSS SECTIONS FOR FINISHED GRADING.

PROJECT NAME:	BURKE	FILE NAME:	I0c412/cos/z10c412bdrrocn.dgn	PLOT DATE:	10/14/2014
PROJECT NUMBER:	BRF 0269(13)	PROJECT LEADER:	J. BYATT	DRAWN BY:	M. HALEY
		DESIGNED BY:	M. HALEY	CHECKED BY:	P. SHEDD
		EPSC CONSTRUCTION PLAN SHEET		SHEET	68 OF 73



C.L.D. 12-0121 MODEL: L01