

TEMPORARY 4 INCH WHITE LINE, PAINT  
 DURABLE 4 INCH WHITE LINE, POLYUREA  
 24+00 TO ~~28+00~~ SOLID LT 27+96  
 24+00 TO ~~25+00~~ SOLID RT 25+04  
 25+80 TO ~~28+00~~ SOLID RT

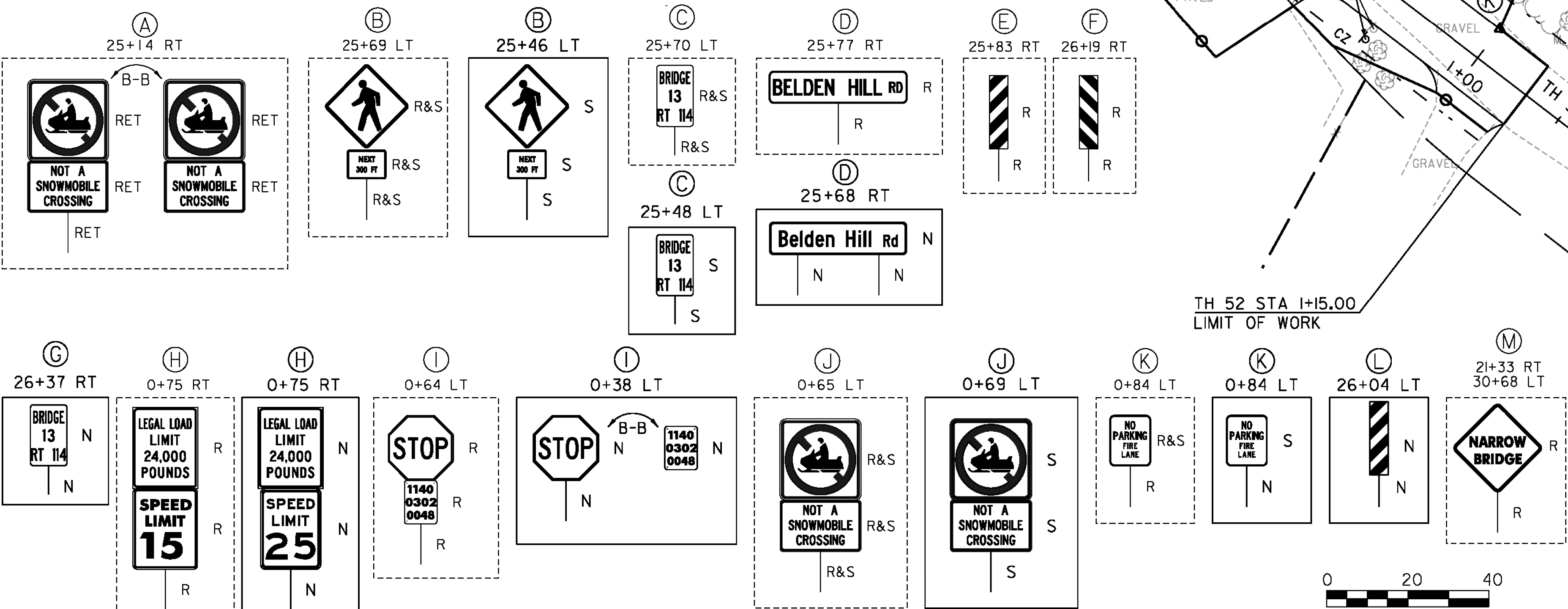
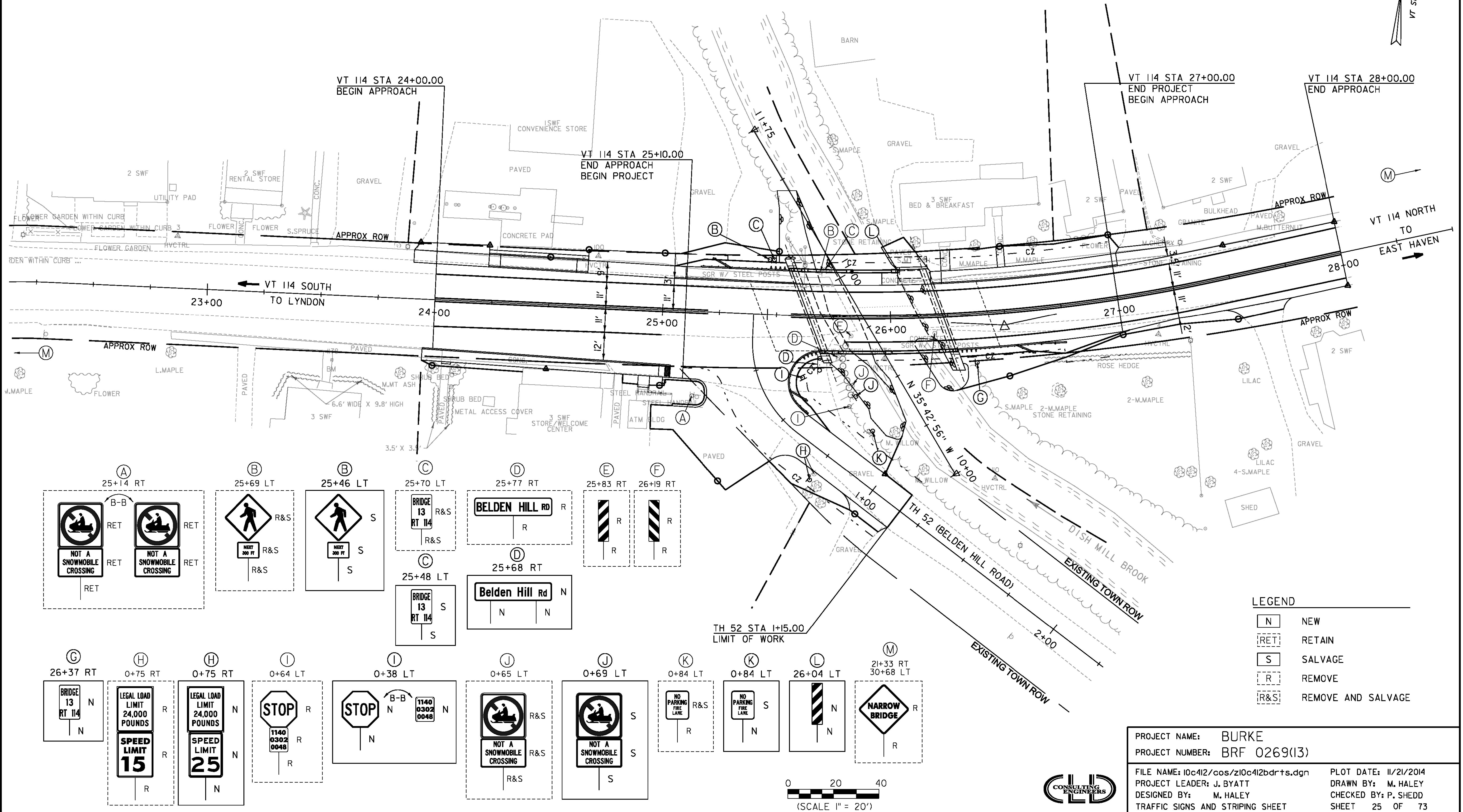
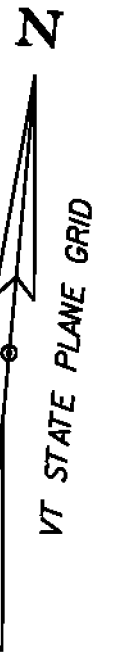
TEMPORARY 4 INCH YELLOW LINE, PAINT  
 DURABLE 4 INCH YELLOW LINE, POLYUREA  
 24+00 TO ~~25+20~~ SOLID LT & RT 25+06  
 25+60 TO ~~28+00~~ SOLID LT & RT  
 25+46 TO 28+01

REMOVING SIGNS  
 AS SHOWN - 15

ERECTING SALVAGED SIGNS  
 AS SHOWN - 6

SQUARE TUBE SIGN POST AND ANCHOR  
 AS SHOWN - 7 (SEE TRAFFIC SIGN SUMMARY SHEET)

TRAFFIC SIGNS, TYPE A  
 AS SHOWN - 7 (SEE TRAFFIC SIGN SUMMARY SHEET)



LEGEND

N	NEW
RET	RETAIN
S	SALVAGE
R	REMOVE
R&S	REMOVE AND SALVAGE

PROJECT NAME: BURKE  
 PROJECT NUMBER: BRF 0269(13)  
 FILE NAME: I0c412/cos/z10c412bdrts.dgn  
 PROJECT LEADER: J. BYATT  
 DESIGNED BY: M. HALEY  
 TRAFFIC SIGNS AND STRIPING SHEET

PLOT DATE: 11/21/2014  
 DRAWN BY: M. HALEY  
 CHECKED BY: P. SHEDD  
 SHEET 25 OF 73



CLD 12-0121 MODEL: LOI