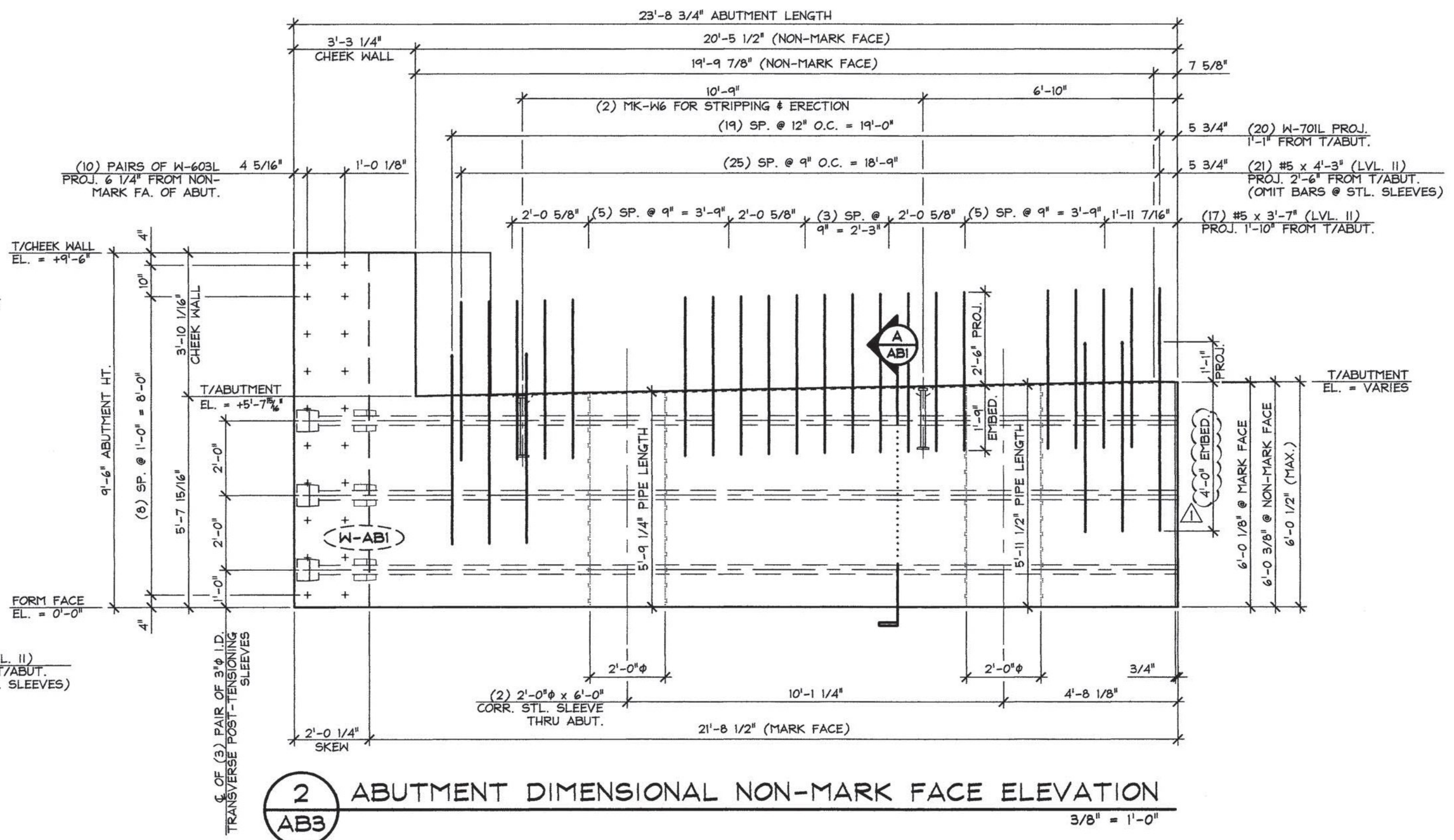
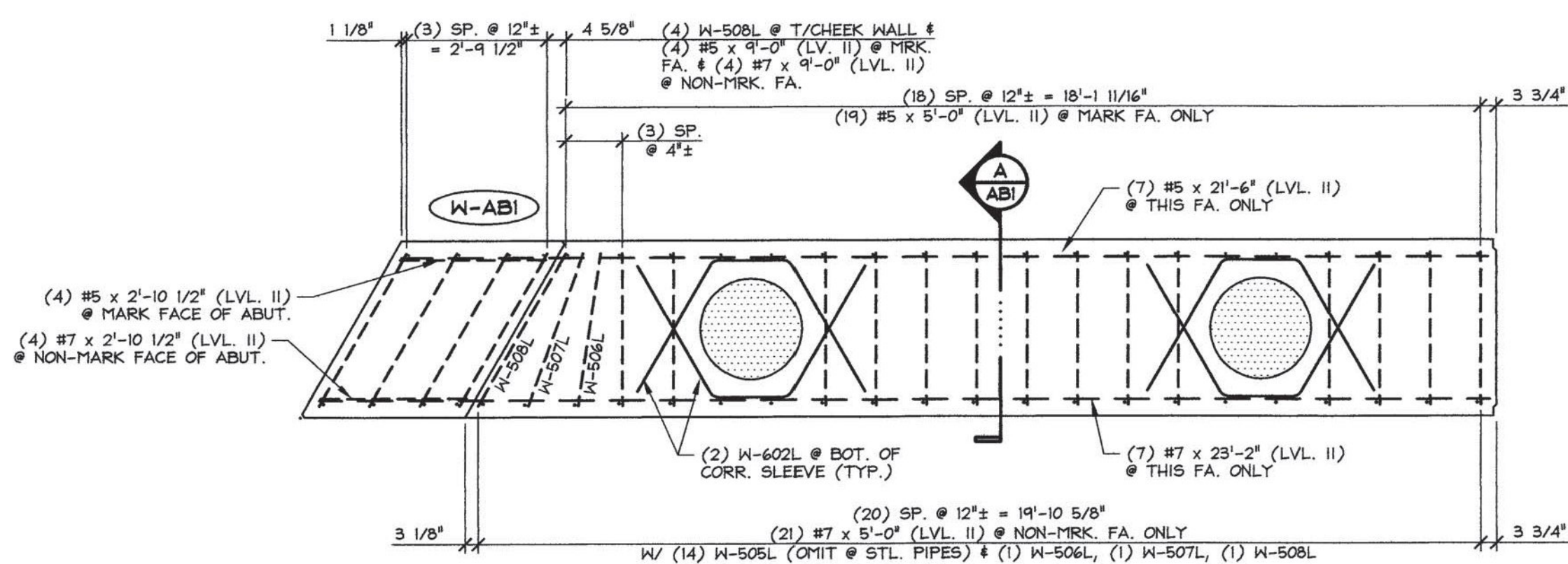


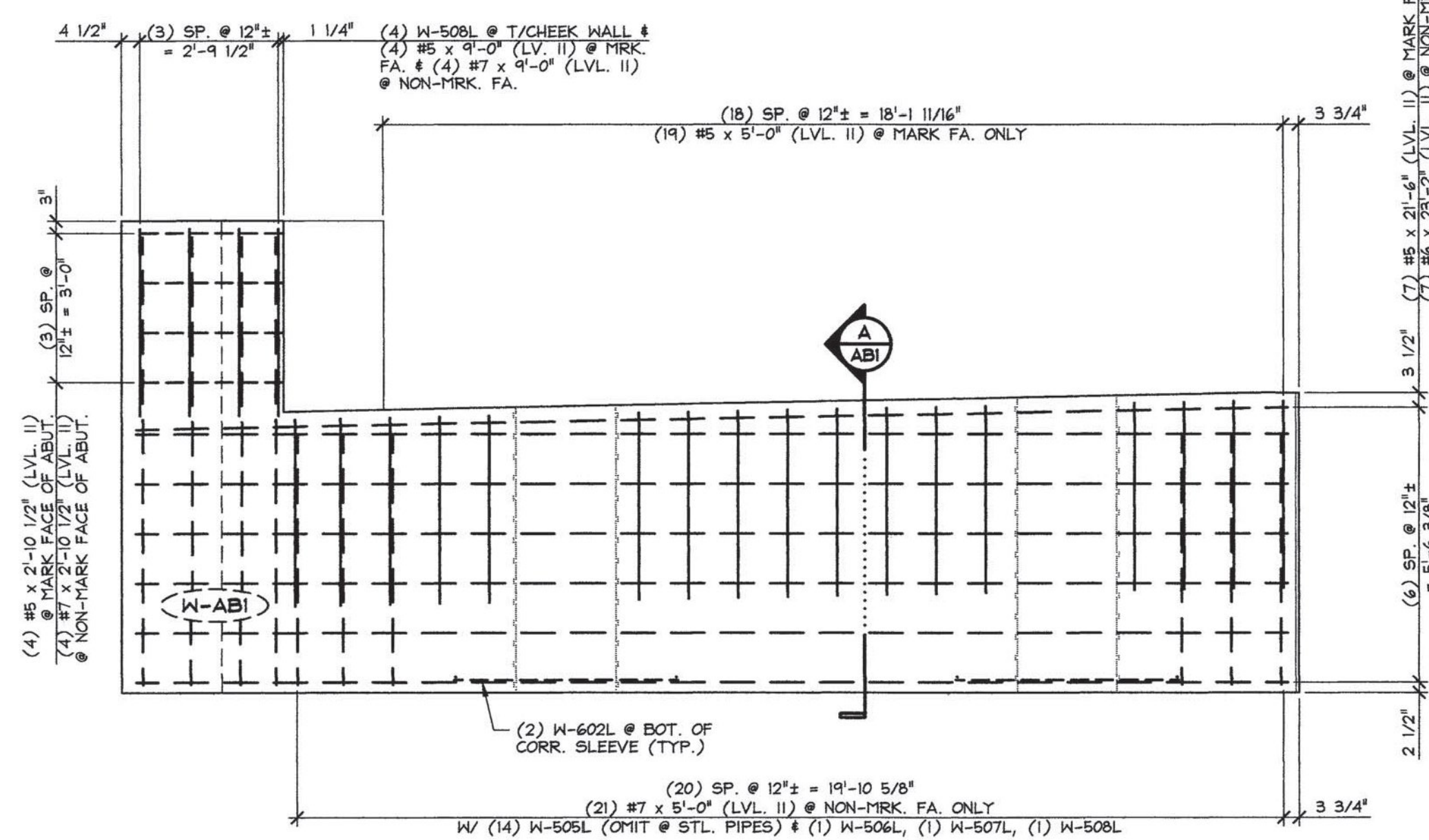
1 ABUTMENT DIMENSIONAL PLAN VIEW IN FORM
AB3 3/8" = 1'-0"



2 ABUTMENT DIMENSIONAL NON-MARK FACE ELEVATION
AB3 3/8" = 1'-0"



3 ABUTMENT REINFORCING PLAN VIEW IN FORM
AB3 3/8" = 1'-0"



4 ABUTMENT REINFORCING NON-MARK FACE ELEVATION
AB3 3/8" = 1'-0"

SHOP NOTE:
ALL EDGES OF ABUTMENT SHALL
RECEIVE A 1\"/>

MATERIAL LIST / ABUTMENT			
ITEM	MARK	DESCRIPTION	QTY.
1	W-505L	#5 BENT BAR (LEVEL II, DUAL COATED)	14
2	W-506L	#5 BENT BAR (LEVEL II, DUAL COATED)	1
3	W-507L	#5 BENT BAR (LEVEL II, DUAL COATED)	1
4	W-508L	#5 BENT BAR (LEVEL II, DUAL COATED)	5
5		#5 x 2'-10 1/2" (LEVEL II, DUAL COATED)	4
6		#5 x 3'-7" (LEVEL II, DUAL COATED)	17
7		#5 x 4'-3" (LEVEL II, DUAL COATED)	21
8		#5 x 5'-0" (LEVEL II, DUAL COATED)	19
9		#5 x 9'-0" (LEVEL II, DUAL COATED)	4
10		#5 x 21'-6" (LEVEL II, DUAL COATED)	7
11			
12	W-602L	#6 BENT BAR (LEVEL II, DUAL COATED)	4
13	W-603L	#6 BENT BAR (LEVEL II, DUAL COATED)	20
14			
15	W-701L	#7 BENT BAR (LEVEL II, DUAL COATED)	20
16		#7 x 2'-10 1/2" (LEVEL II, DUAL COATED)	4
17		#7 x 5'-0" (LEVEL II, DUAL COATED)	21
18		#7 x 9'-0" (LEVEL II, DUAL COATED)	4
19		#7 x 23'-2" (LEVEL II, DUAL COATED)	7
20			
21		2'-0" x 5'-9 1/4" CORRUGATED STEEL PIPE (GALV.)	1
22		2'-0" x 5'-11 1/2" CORRUGATED STEEL PIPE (GALV.)	1
23	MK-W6	20T x 19 3/4" SWIFT LIFT LIFTER	2

1-16-14 REVISED AS NOTED

APPROVAL STAMP:

Vermont Agency of Transportation
RECEIVED
CK'D BY JDG/JW OK'D BY WDL
January 27, 2014
RESUBMIT No Approved
BY KMH DATE 02/10/2014

J.P. CARRARA & SONS INC. MILLER CONSTRUCTION, INC.
Precast & Prestress Manufacturer CONTRACTOR
284 ONE SR., MIDDLEBURY, VERMONT 05753 Phone: (802)388-6361 Fax: (802)388-8010 BARNARD, VERMONT

STATE OF VERMONT AGENCY OF TRANSPORTATION COUNTY OF WINDSOR DATE: DEC. 18, 2013
SCALE: NOTED

TOWN OF BARNARD VT ROUTE 12, MAJOR COLLECTOR CHKD: - DFTM: B.L.
BRIDGE NO.: 25 PROJECT NO.: ER BRF 024(39) JOB NO: 23413-013

PRECAST ABUTMENT DETAILS DWG. NO: AB3