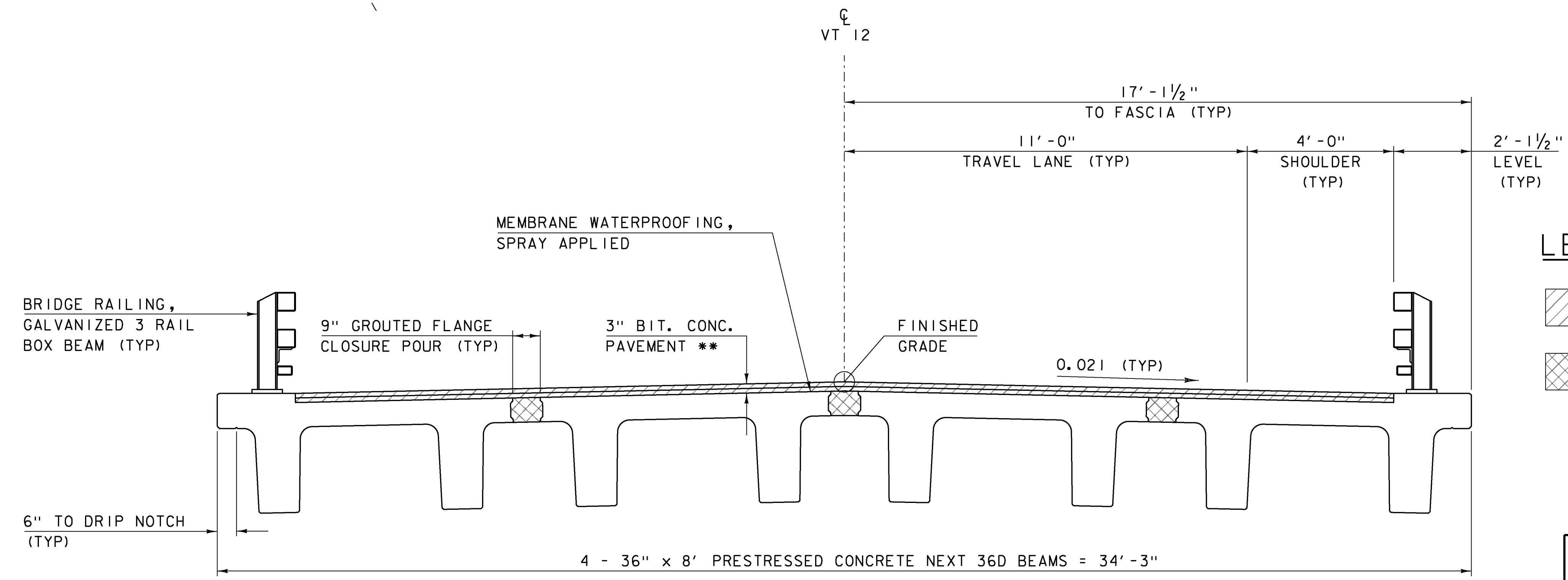

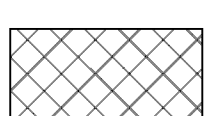


DECK PLAN
SCALE 1/4" = 1'-0"



BRIDGE TYPICAL SECTION
SCALE 1/2" = 1'-0"

LEGEND

-  SPECIAL PROVISION (BITUMINOUS CONCRETE PAVEMENT, SMALL QUANTITY)
-  HPC = SPECIAL PROVISION (HIGH PERFORMANCE CONCRETE, RAPID SET)

PROJECT NAME: BARNARD	PLOT DATE: 10-SEP-2013
PROJECT NUMBER: ER BRF 0241(39)	DRAWN BY: K. FRIEDLAND
FILE NAME: sl0c410sup.dgn	CHECKED BY: W. LAMMER
PROJECT LEADER: K. HIGGINS	SHEET 17 OF 39
DESIGNED BY: W. LAMMER	
FRAMING PLAN	