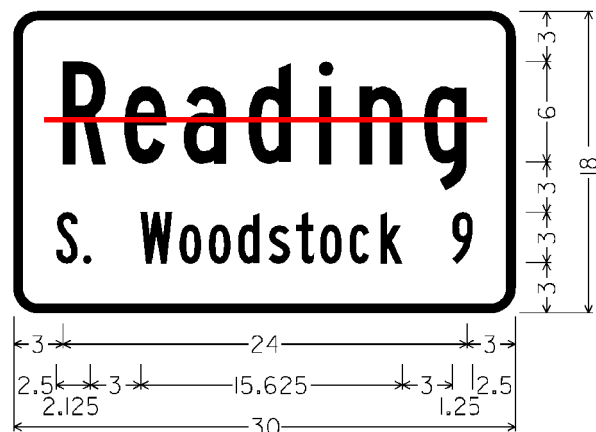
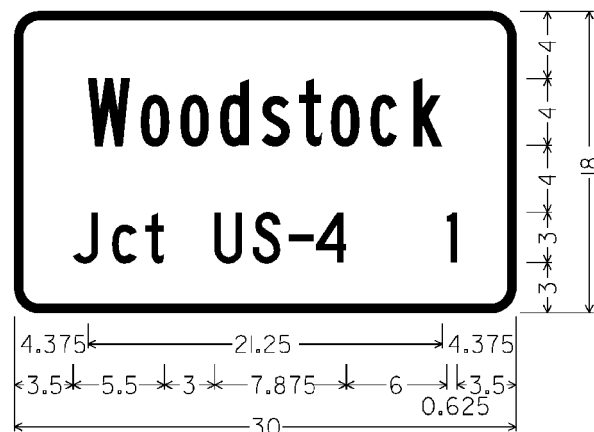


FELCHVILLE - VILLAGE NAMED CHANGED - SEE E-MAIL, DATED 8-2-11, FROM M. MILLER, TRAFFIC OPS



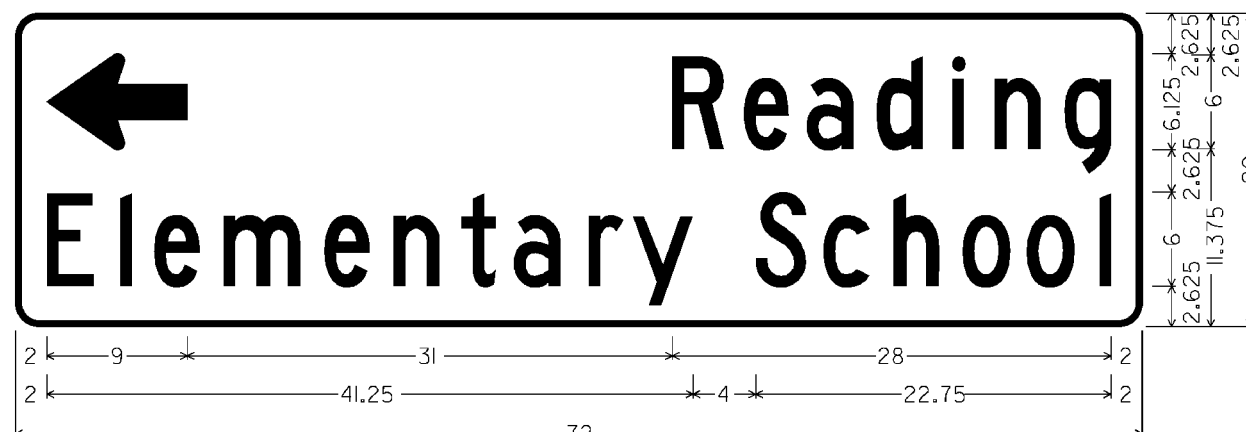
1.500" RADIUS, 0.500" BORDER, WHITE ON GREEN;
[Reading] 6"B;
[S. Woodstock 9] 3"B AT 90% SPACING

VD-018



1.500" RADIUS, 0.500" BORDER, WHITE ON GREEN;
[Woodstock] 4"B AT SPECIFIED LENGTH;
[Jct US-4 1] 3"C

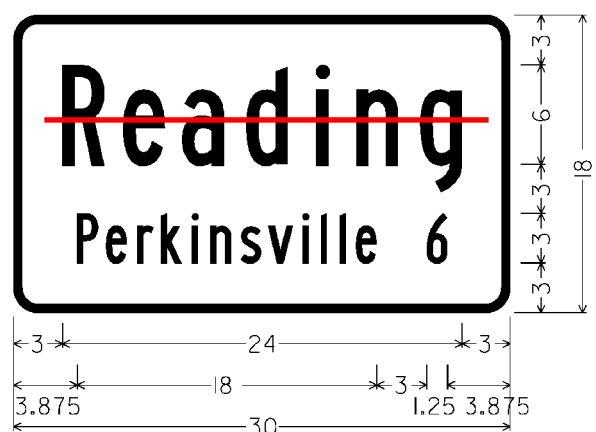
VD-018



1.500" RADIUS, 0.375" BORDER, WHITE ON GREEN;
STANDARD ARROW 9.000" X 6.125" AT 180 DEG;
[READING] 6C; [ELEMENTARY SCHOOL] 6C AT SPECIFIED LENGTH

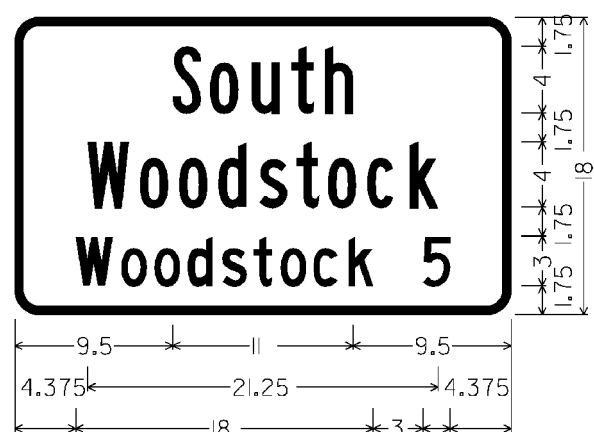
VDI-2 (L)

FELCHVILLE



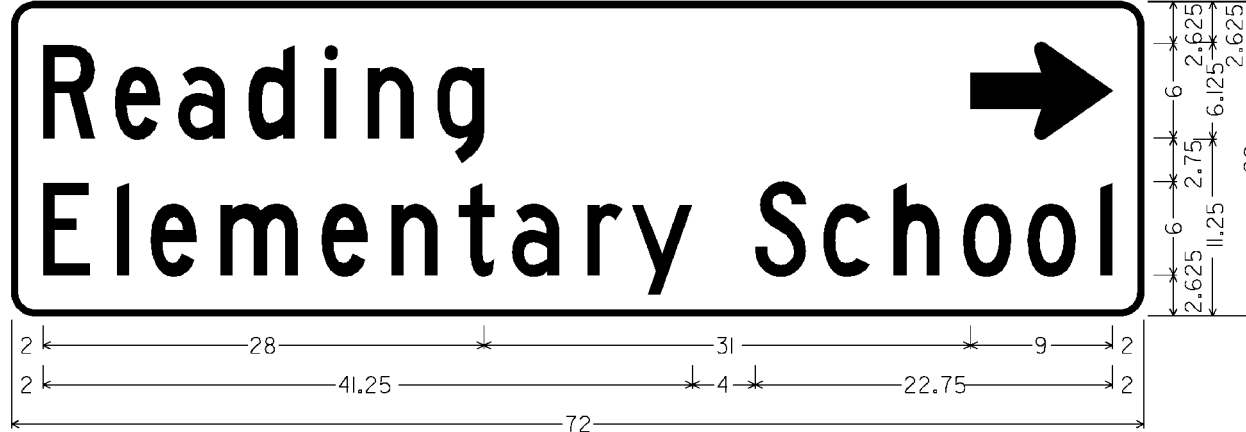
1.500" RADIUS, 0.500" BORDER, WHITE ON GREEN;
[Reading] 6"B;
[Perkinsville 6] 3"B AT 90% SPACING

VD-018



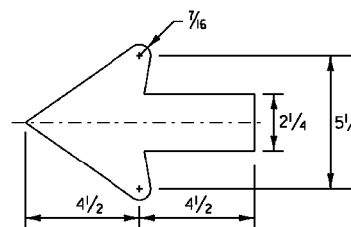
1.500" RADIUS, 0.500" BORDER, WHITE ON GREEN;
[South] 4"B AT SPECIFIED LENGTH;
[Woodstock] 4"B AT SPECIFIED LENGTH;
[Woodstock 5] 3"C AT SPECIFIED LENGTH

VD-018



1.500" RADIUS, 0.375" BORDER, WHITE ON GREEN;
STANDARD ARROW 9.000" X 6.125" AT 0 DEG;
[READING] 6C; [ELEMENTARY SCHOOL] 6C AT SPECIFIED LENGTH

VDI-2 (R)



STANDARD SHS 2.25" ARROW

ALL DIMENSIONS SHOWN IN INCHES, EXCEPT WHERE NOTED.

PROJECT NAME: READING - WOODSTOCK

PROJECT NUMBER: STPG SIGN (38)

FILE NAME: IOC342.SD_5
PROJECT LEADER: A. GAMBLE
DESIGNED BY: M. MILLER
SIGN DETAILS 5

PLOT DATE: 01-APR-2011
DRAWN BY: M. MILLER
CHECKED BY: A. GAMBLE
SHEET 8 OF 49