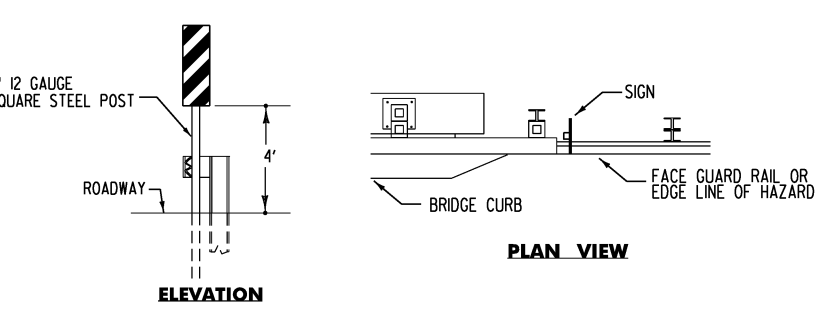
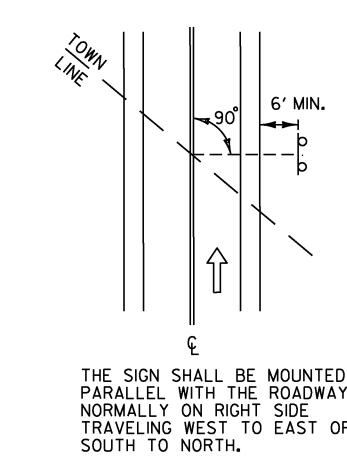


NO BORDER, WHITE ON GREEN
VD-024
VD-025 SIMILAR

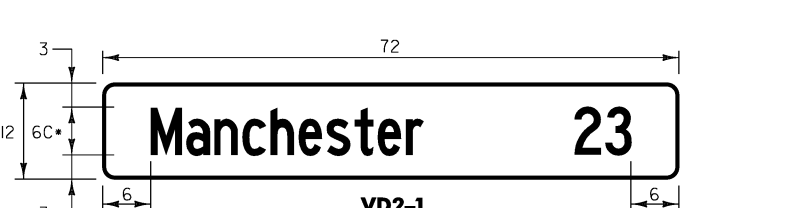
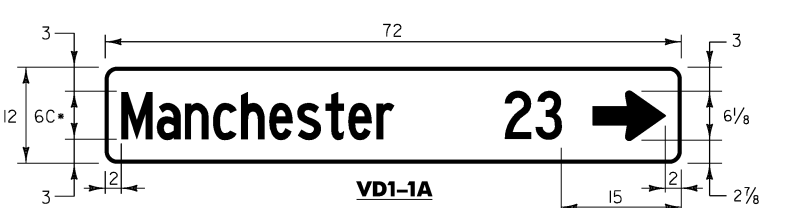
TEXT	FONT	DIMENSION
Reading	5'C	24.00
Covered	5'C	30.00
Woodstock	5'C	30.00

- TOWN/COUNTY LINE SIGN NOTES:**
- WORD TO WORD SPACING FOR COUNTIES AND TWO WORD TOWN NAMES IS ADJUSTABLE TO ACCOMMODATE DIMENSION REQUIREMENT.
 - FONT SPACING MAY BE ADJUSTED TO MEET DIMENSION REQUIREMENT.
 - DIMENSIONS SHOWN ARE APPROXIMATE AND MAY BE ADJUSTED SLIGHTLY TO ACCOMMODATE VARIOUS MANUFACTURER'S LETTER WIDTHS.

WHEN CROSSING COUNTY BOUNDARIES AN ADDITIONAL COUNTY LINE SIGN (VD-102) SHALL BE MOUNTED BELOW THE TOWN LINE SIGN (VD-024) MAINTAINING A SEVEN FOOT CLEARANCE.

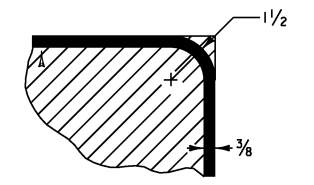


OBJECT MARKER SHOULD BE INSTALLED 60 INCHES EDGE OF ROAD OR 60 INCHES EDGE OF HAZARD.
 SIGN SHALL BE MOUNTED SO THE DIAGONAL STRIPES SLOPE DOWNWARD TOWARD ROAD CENTERLINE.
 SIGNING HARDWARE SHALL CONFORM TO SUBSECTION 750.02 (d). RIVETS SHALL NOT BE USED.
 SIGN BASE MATERIAL SHALL BE 0.007" FLAT SHEET ALUMINUM.
 MOUNTING HARDWARE FOR SIGNS ATTACHED TO ADJUSTMENTS OR HAZARDS SHALL BE APPROVED BY RESIDENT ENGINEER.
 PAYMENT FOR ALL MATERIALS AND LABOR NECESSARY TO SET EACH OBJECT MARKER SHALL BE PAID FOR AS ONE 2' SQUARE STEEL SIGN POST IS FEET LONG.
OBJECT MARKER (OM3-L or OM3-R) INSTALLATION

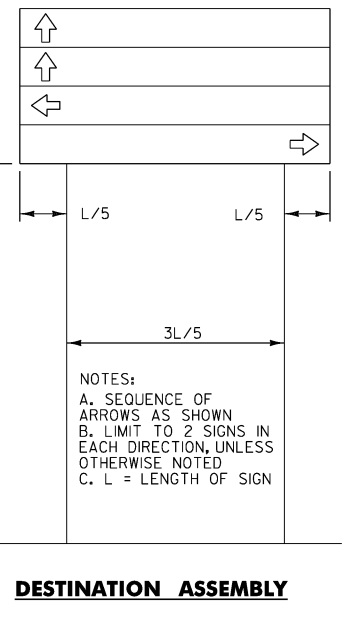


• SEE NOTE 2 BELOW
STANDARD DESTINATION SIGN NOTES
VD1-1, VD1-1A, VD2-1

- THE DESTINATION SIGNS SHOWN ON THIS SHEET SHALL HAVE WHITE RETROREFLECTIVE ASYM TYPE II OR IV TEXT, ARROWS AND BORDERS ON A GREEN RETROREFLECTIVE ASYM TYPE II OR IV BACKGROUND.
- USE THE LARGEST LETTER / THICKEST FONT AVAILABLE THAT WILL SATISFY THE MINIMUM SPACING REQUIREMENTS AS SHOWN IN THE DETAILS ABOVE. IF A 6" SERIES 'C' LETTER DOES NOT WORK DUE TO THE LENGTH OF THE WORD, USE A 6" SERIES 'B' LETTER. IF A 6" SERIES 'B' LETTER DOES NOT WORK, USE A 5" SERIES 'C'. IF A 5" SERIES 'C' LETTER DOES NOT WORK, USE A 5" SERIES 'B'. USE NO LESS THAN BOX HEIGHT.
- ALL DIMENSIONS SHOWN FOR THE STANDARD DESTINATION SIGNS ABOVE ARE IN INCHES.

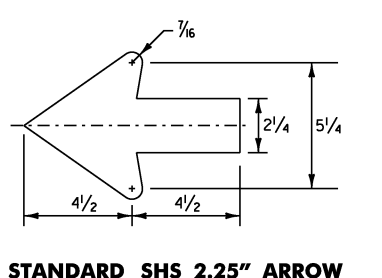


BORDER DETAIL
 NOTE: TRIM CORNERS FOR ALUMINUM SIGNS



NOTES:
 A. SEQUENCE OF ARROWS AS SHOWN.
 B. LIMIT TO 2 SIGNS IN EACH DIRECTION, UNLESS OTHERWISE NOTED.
 C. L = LENGTH OF SIGN.

DESTINATION ASSEMBLY



STANDARD SHS 2.25" ARROW

NOT TO SCALE

PROJECT NAME:	READING - WOODSTOCK
PROJECT NUMBER:	STPG SIGN (38)
FILE NAME:	100342.SD.J
PROJECT LEADER:	A. GAMBLE
DESIGNED BY:	M. MILLER
SIGN DETAILS I	
PLOT DATE:	07-APR-2011
DRAWN BY:	M. MILLER
CHECKED BY:	A. GAMBLE
SHEET 4	OF 49