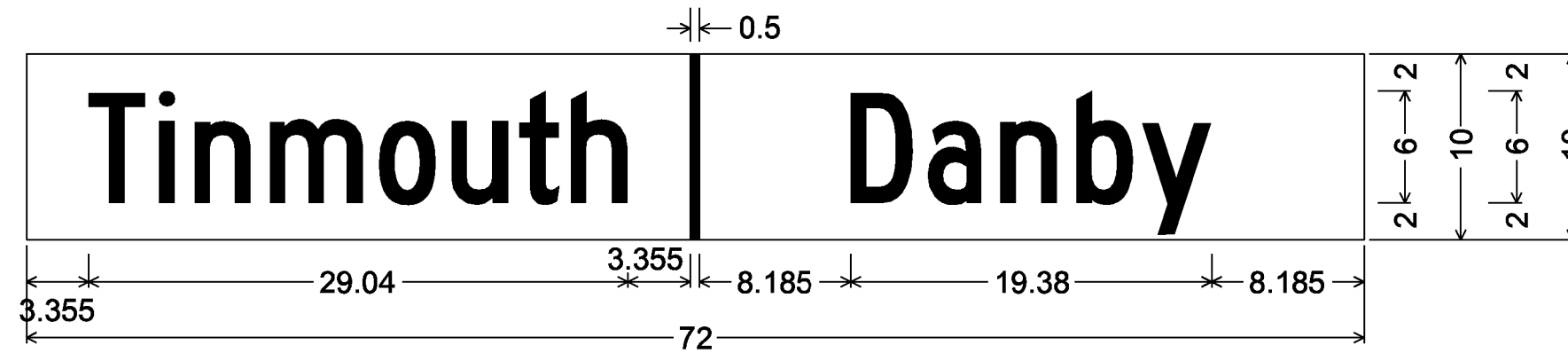
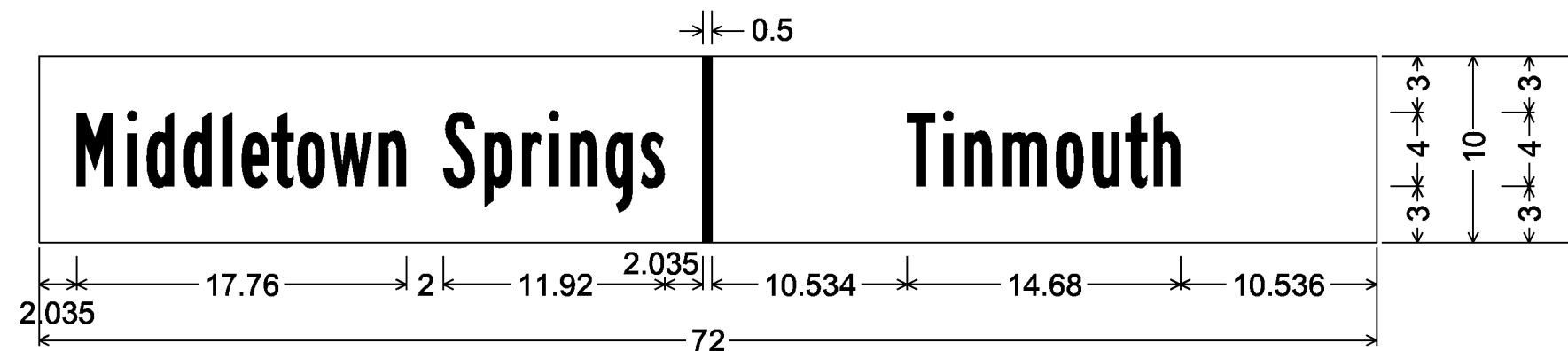


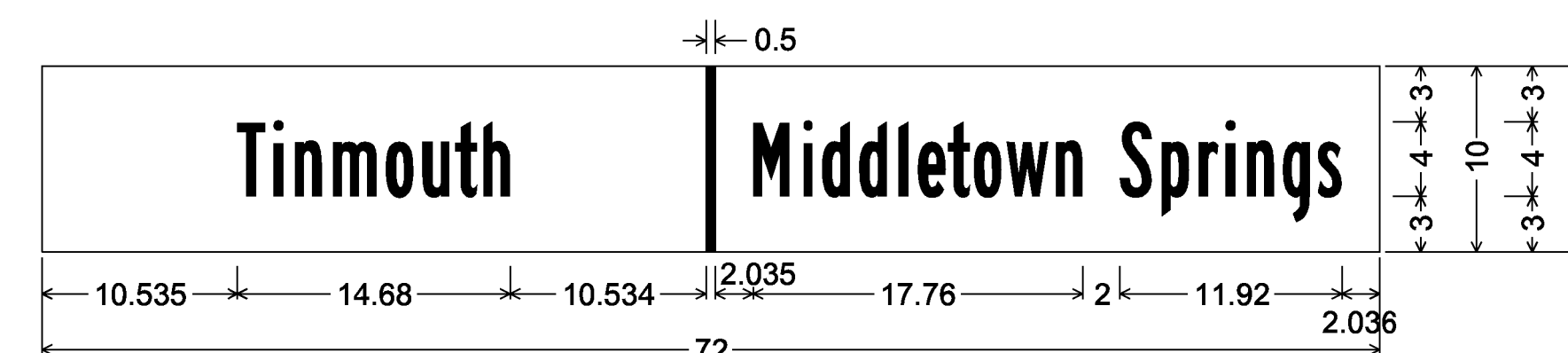
No border, White on Green;
[Pawlet] C 2K; [Danby] C 2K;



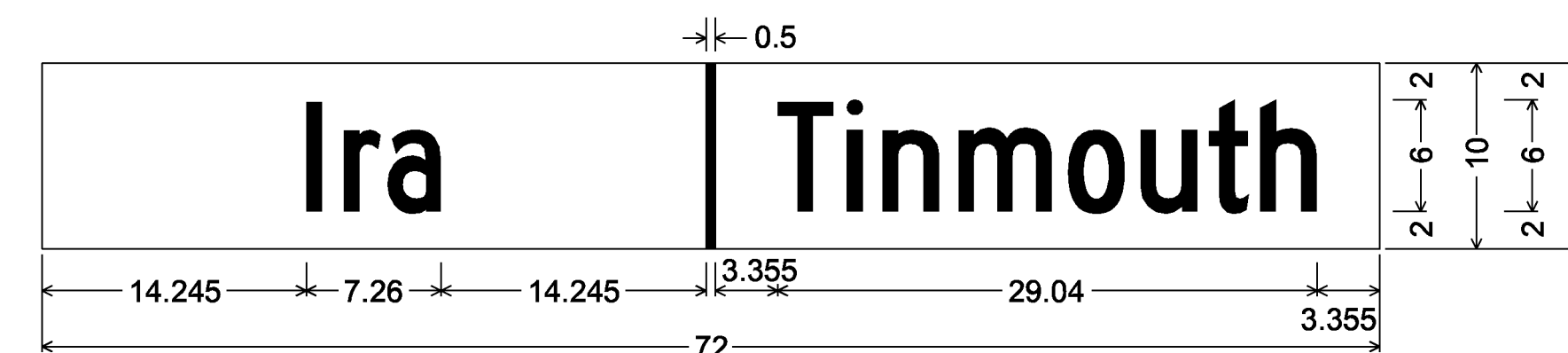
No border, White on Green;
[Tinmouth] C 2K; [Danby] C 2K;



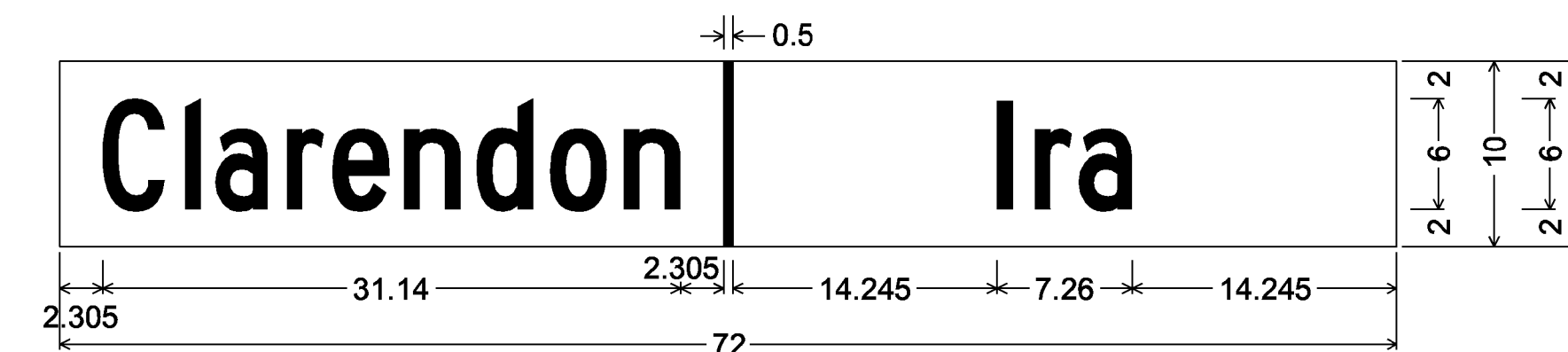
No border, White on Green;
[Middletown Springs] B 2K; [Tinmouth] B 2K;



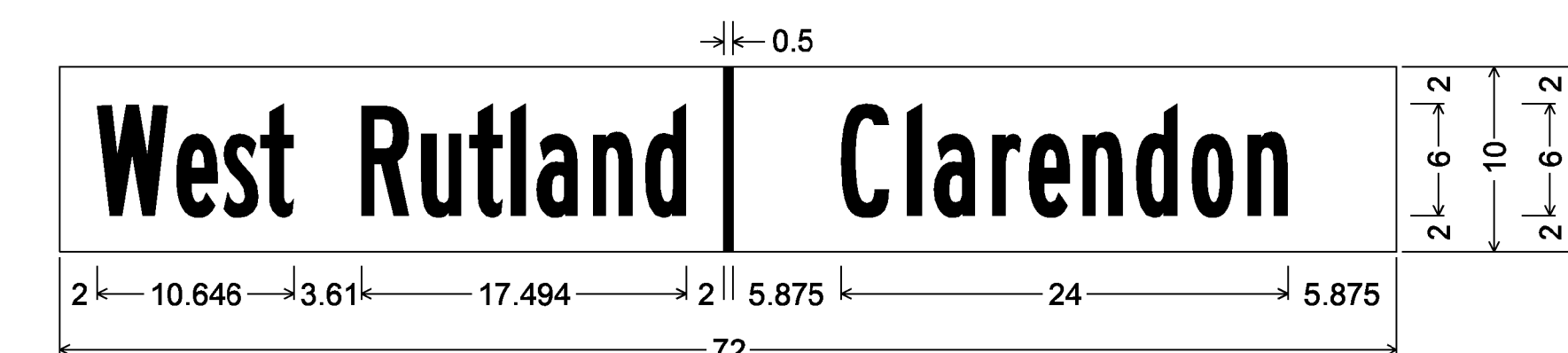
No border, White on Green;
[Tinmouth] B 2K; [Middletown Springs] B 2K;



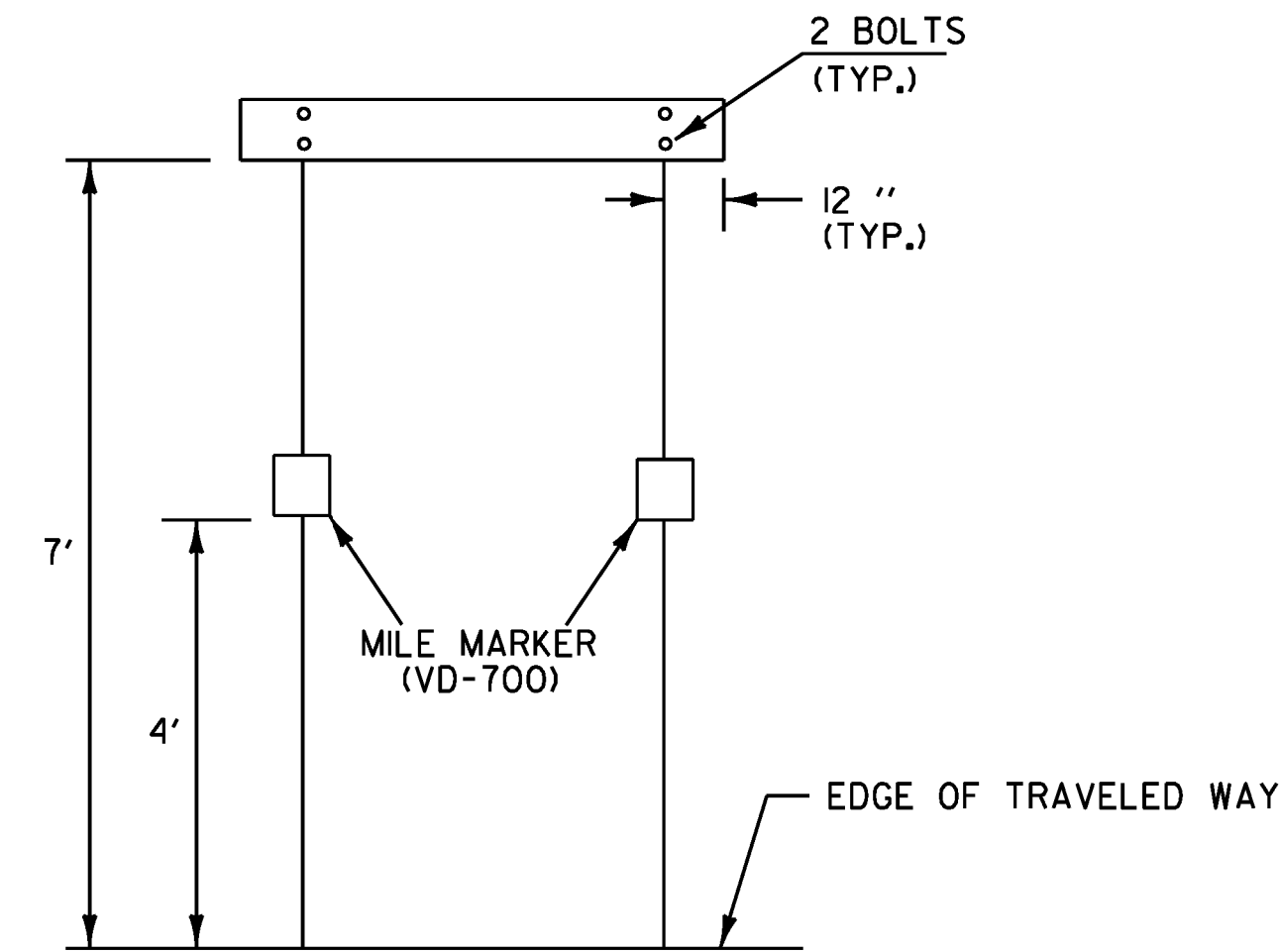
No border, White on Green;
[Ira] C 2K; [Tinmouth] C 2K;



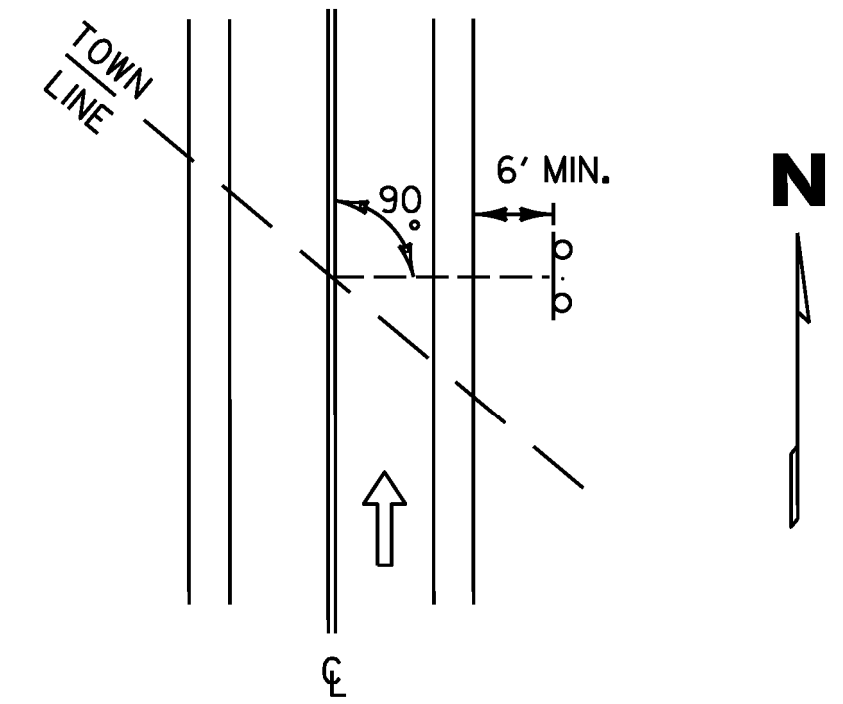
No border, White on Green;
[Clarendon] C 2K; [Ira] C 2K;



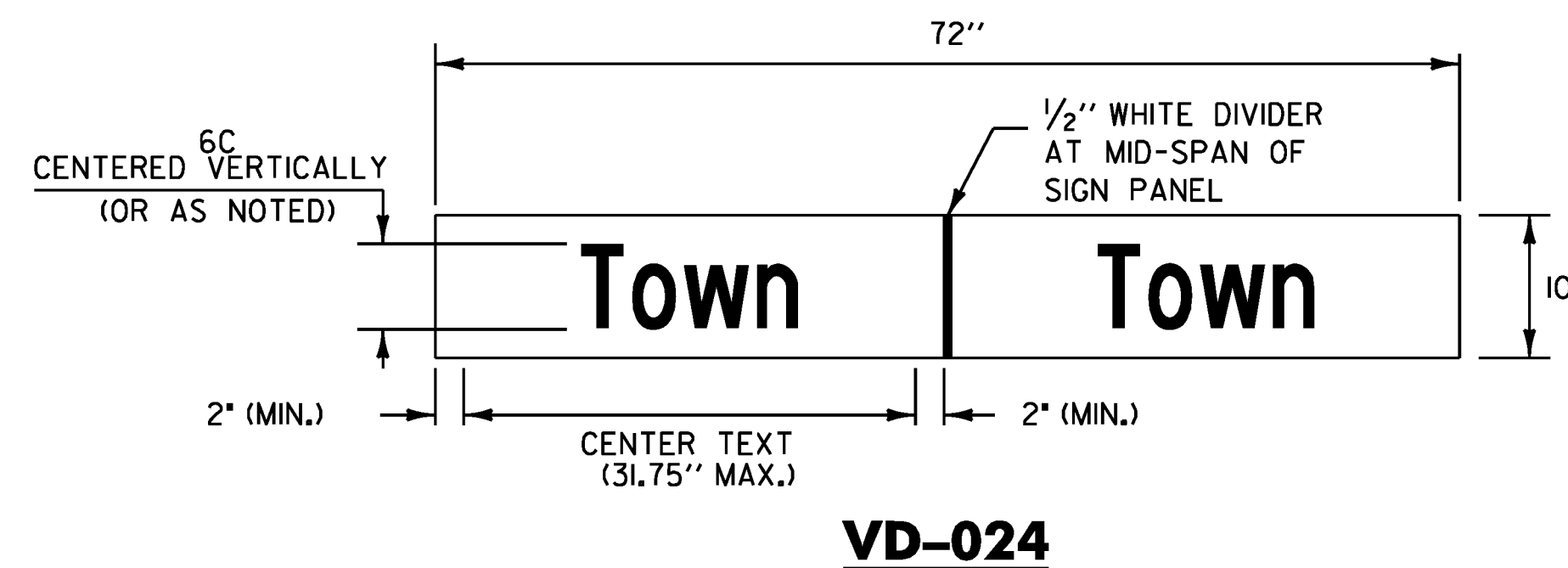
No border, White on Green;
[West Rutland] B 2K 90% spacing; [Clarendon] B 2K;



WHEN CROSSING COUNTY BOUNDARIES AN ADDITIONAL COUNTY LINE SIGN (VD-025) SHALL BE MOUNTED BELOW THE TOWN LINE SIGN MAINTAINING A SEVEN FOOT CLEARANCE.



THE SIGN SHALL BE MOUNTED PARALLEL WITH THE ROADWAY, NORMALLY ON RIGHT SIDE TRAVELING WEST TO EAST OR SOUTH TO NORTH.



TOWN NAMES		
TEXT	SERIES	DIMENSIONS
Pawlet	C (6")	21.81
Danby	C (6")	19.38
Tinmouth	C (6")	29.04
Middletown Springs	B (4")	31.68
Ira	C (6")	7.26
Clarendon	C (6")	31.14
West Rutland	B (6")	31.75

NOTES:

- WORD TO WORD SPACING FOR MULTIPLE TEXT TOWN NAMES IS ADJUSTABLE TO ACCOMMODATE DIMENSION REQUIREMENTS.
- DIMENSIONS SHOWN ARE APPROXIMATE AND MAY BE ADJUSTED SLIGHTLY TO ACCOMMODATE VARIOUS MANUFACTURER'S LETTER WIDTHS.
- ALL DIMENSIONS ARE IN INCHES UNLESS OTHERWISE NOTED
- ALL TEXT ON AN INDIVIDUAL SIGN SHALL BE OF THE SAME SIZE AND FONT.

TOWN/COUNTY LINE SIGN NOTES:

- THE SIGN BASE MATERIAL SHALL BE HIGH DENSITY OVERLAID PLYWOOD 5/8 INCH THICK OR ALUMINUM SHEETING 0.125" MINIMUM THICKNESS. THE RETROREFLECTIVE MATERIAL SHALL BE SHEETING APPLIED TO THE ENTIRE BACKGROUND OF THE SIGN. THE LEGEND SHALL BE CUT-OUT RETROREFLECTIVE LEGEND. ALL RETROREFLECTIVE MATERIAL SHALL BE EQUAL TO OR EXCEEDING THE "THE AMERICAN SOCIETY OF TESTING AND MATERIALS" (ASTM) TYPE III.
- SIGNS SHALL HAVE A MINIMUM ASTM TYPE III SHEETING WITH A WHITE LEGEND ON A GREEN BACKGROUND.
- LEGEND SHALL CONFORM WITH THE STANDARD ALPHABETS FOR HIGHWAY SIGNS APPROVED BY THE NATIONAL JOINT COMMITTEE ON UNIFORM TRAFFIC CONTROL DEVICES. SIGNS SHALL BE FABRICATED IN UPPER/LOWER CASE TEXT AS SHOWN IN SIGN DETAIL.
- ALL SIGNS SHALL BE IN ACCORDANCE WITH "THE MANUAL ON UNIFORM TRAFFIC CONTROL DEVICES" (2009 MUTCD) AND THE "STANDARD HIGHWAY SIGNS" BOOK (2004 SHS) PUBLISHED BY THE FEDERAL HIGHWAY ADMINISTRATION (FHWA).

PROJECT NAME:	PAWLET - WEST RUTLAND
PROJECT NUMBER:	STPG SIGN (37)
FILE NAME:	IOC340_TS.DGN
PROJECT LEADER:	A. GAMBLE
DESIGNED BY:	J. KELLY
SIGN DETAILS (I)	
PLOT DATE:	####DATE###
DRAWN BY:	J. KELLY
CHECKED BY:	A. GAMBLE
SHEET	4 OF 61