













DIRECTION	MILEPOINT	LOCATION CODE (SHEET 2)	SIGN CODE	WIDTH (IN)	HEIGHT (IN)	SHEETING REMARKS	SIGN LEGEND	NEW SIGNS		EXISTING SIGNS				EXIST POST		NUMBER OF NEW POSTS	SQUARE STEEL (IN)			TUBULAR STEEL Ø (IN)				SIGN FRAME REQUIRED	REMARKS	SIGN DETAIL LOCATION			
								"A"	"B"	RETAIN	SALVAGE FROM	SALVAGE TO	REMOVE	RETAIN	REMOVE		1.75	2.00	2.50	FOUNDATION	3.00	3.50	4.00			5.00	SHSM	PROJECT SHEET #	STANDARD SHEET #
																	(LB / FT)				(LB / FT)								
<b>HARTLAND SB</b>							FY-FLUORESCENT YELLOW FYG-FLUORESCENT YELLOW GREEN															"SHSM"-STANDARD HIGHWAY SIGNS AND MARKINGS							
SB	6.586	G	VR-017	24	30																								
		G	VR-017	24	30			5.00										X							6				
SB	6.577	H	R1-1	30	30		 <b>CLAY HILL RD SA #4</b> 2 EA																						
		H	R1-1	30	30		 2 EA	0.00 6.25																					
SB	6.570	F	R2-1	24	30		SPEED LIMIT 35																						
		F	M3-3	24	12			2.00																					
		F	M1-4	24	24			4.00																					
SB	6.442	F	R2-1	24	30			5.00																					
		F	R2-1	24	30		SPEED LIMIT 35																						
SB	6.387	F	W2-2R	30	30			6.25																					
		F	W16-8P	30	8			1.67																	9				
SB	6.355	F	W11-2	30	30		PEDESTRIAN SYMBOL																						
SB	6.349	G	VR-017	24	24		 																						
		G	VR-017	24	30			5.00																					
SB	6.345	H	R1-1	30	30		 STOP																						
<b>SIGN SUMMARY SHEET</b>							<b>SHEET TOTALS</b>	35.17	0.00	1	8	8	14	0	0	6	90.0	0	0.0	0.0	0.0	0.0	PROJECT NAME: <b>SPRINGFIELD-HARTFORD</b>						
								SF	SF	EA	EA	EA	EA	EA	EA	EA	FT	EA	LB	LB	LB	LB	PROJECT NUMBER: <b>STPG SIGN(33)</b>						
VERMONT AGENCY OF TRANSPORTATION							<b>TOWN DIRECTIONAL TOTALS</b>	487.9	0.0	62	0	0	97	0	0	69	1035.0	0		0.0			FILE NAME: <b>HARTLAND US-6 SB</b>	PLOT DATE: <b>2/14/2012</b>					
																						PROJECT MANAGER: <b>A. GAMBLE</b>	DRAWN BY: <b>M. MILLER</b>						
																						DESIGNED BY: <b>M. MILLER</b>	CHECKED: <b>A. GAMBLE</b>						
																						HARTLAND US-5 SB 2	SHEET <b>133</b> OF <b>162</b>						