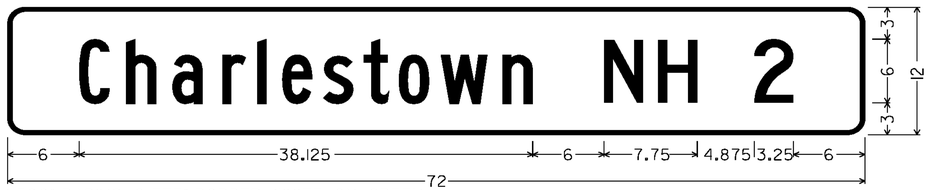

1.500" RADIUS, 0.375" BORDER, WHITE ON GREEN;
[Charlestown] 6"B; [NH] 6"C; [2] 6"C

VD2-1

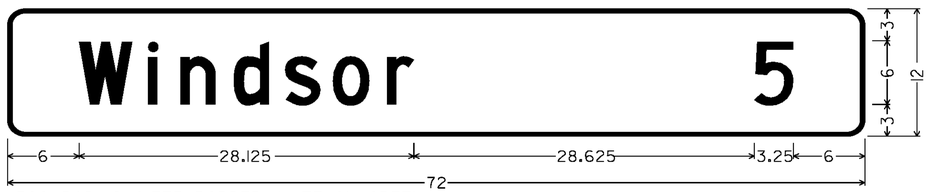

1.500" RADIUS, 0.375" BORDER, WHITE ON GREEN;
[Windsor] 6"C; [5] 6"C

VD2-1

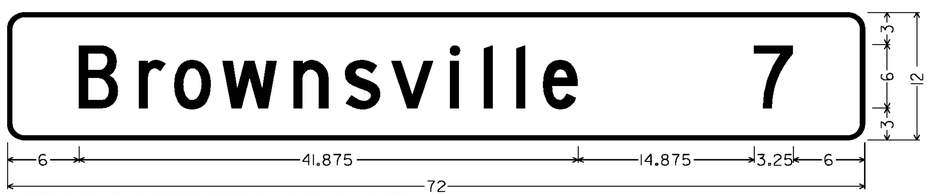

1.500" RADIUS, 0.375" BORDER, WHITE ON GREEN;
[Brownsville] 6"C; [7] 6"C

VD2-1

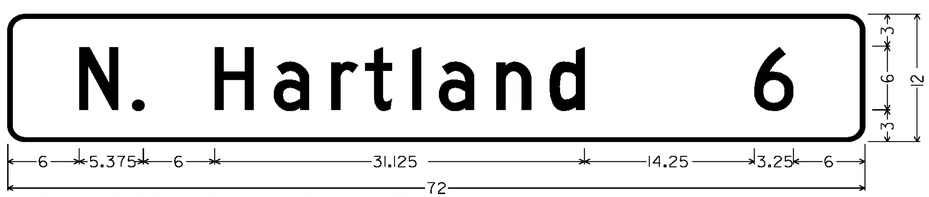

1.500" RADIUS, 0.375" BORDER, WHITE ON GREEN;
[N. Hartland] 6"C; [6] 6"C

VD2-1

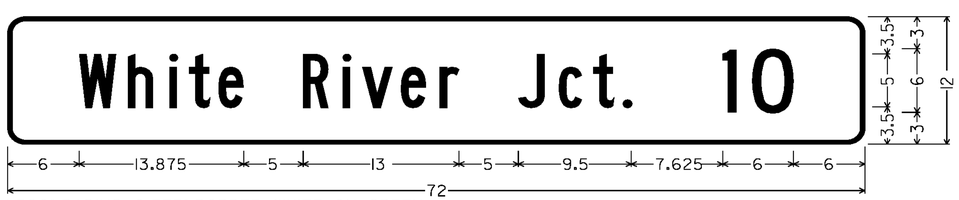

1.500" RADIUS, 0.375" BORDER, WHITE ON GREEN;
[White River Jct.] 5"B; [10] 6"C

VD2-1

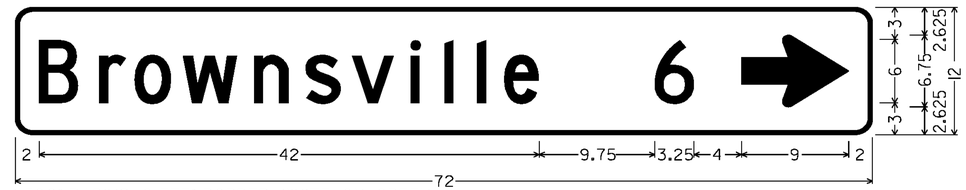

1.500" RADIUS, 0.375" BORDER, WHITE ON GREEN;
[Brownsville] 6"C; [6] 6"C; STANDARD ARROW 9.000" X 6.125" @ 0 DEG

VDI-IA

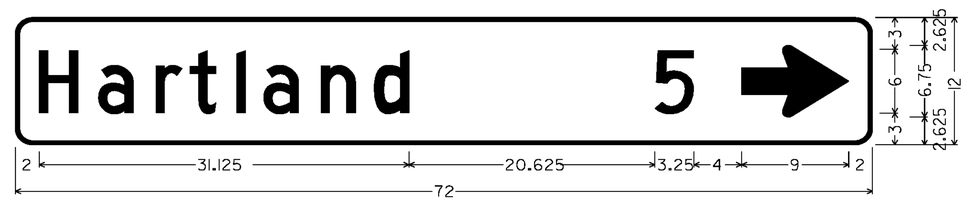

1.500" RADIUS, 0.375" BORDER, WHITE ON GREEN;
[Hartland] 6"C; [5] 6"C; STANDARD ARROW 9.000" X 6.125" @ 0 DEG

VDI-IA

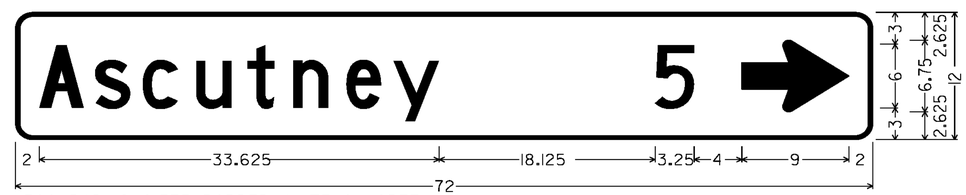

1.500" RADIUS, 0.375" BORDER, WHITE ON GREEN;
[Ascutney] 6"C; [5] 6"C; STANDARD ARROW 9.000" X 6.125" @ 0 DEG

VDI-IA

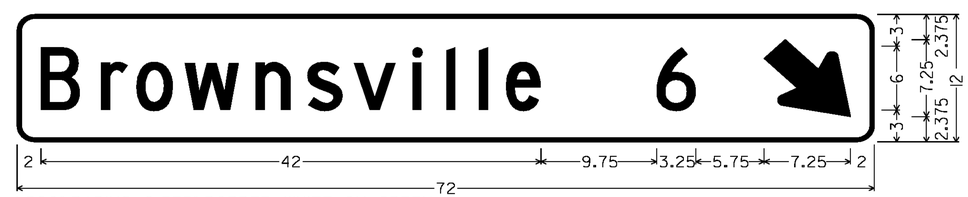

1.500" RADIUS, 0.375" BORDER, WHITE ON GREEN;
[Brownsville] 6"C; [6] 6"C; STANDARD ARROW 9.000" X 6.125" @ 315 DEG

VDI-IA

ALL DIMENSIONS SHOWN IN INCHES, EXCEPT WHERE NOTED.

NOT TO SCALE

PROJECT NAME: SPRINGFIELD - HARTFORD	
PROJECT NUMBER: STPG SIGN (33)	
FILE NAME: 10C332.SD_13	PLOT DATE: 21-FEB-2012
PROJECT LEADER: A. GAMBLE	DRAWN BY: M. MILLER
DESIGNED BY: M. MILLER	CHECKED BY: A. GAMBLE
SIGN DETAILS 13	SHEET 16 OF 162