

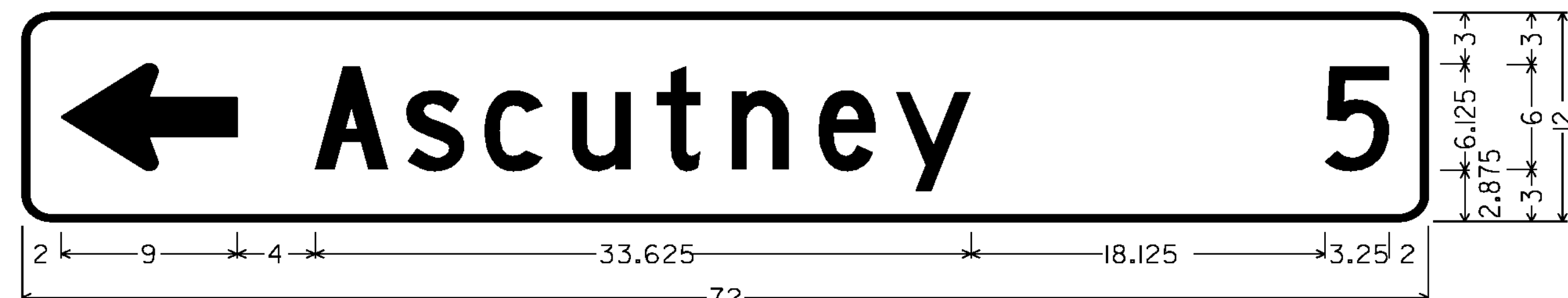
1.500" RADIUS, 0.375" BORDER, WHITE ON GREEN;
 90 DEG ADVANCE TURN ARROW 9.000" X 9.000"; [Claremont] 6"B; [NH] 6"C; [5] 6"C
 VDI-IA



1.500" RADIUS, 0.375" BORDER, WHITE ON GREEN;
 STANDARD ARROW 9.000" X 6.125" @ 180 DEG; [Brownsville] 6"C; [6] 6"C
 VDI-IA



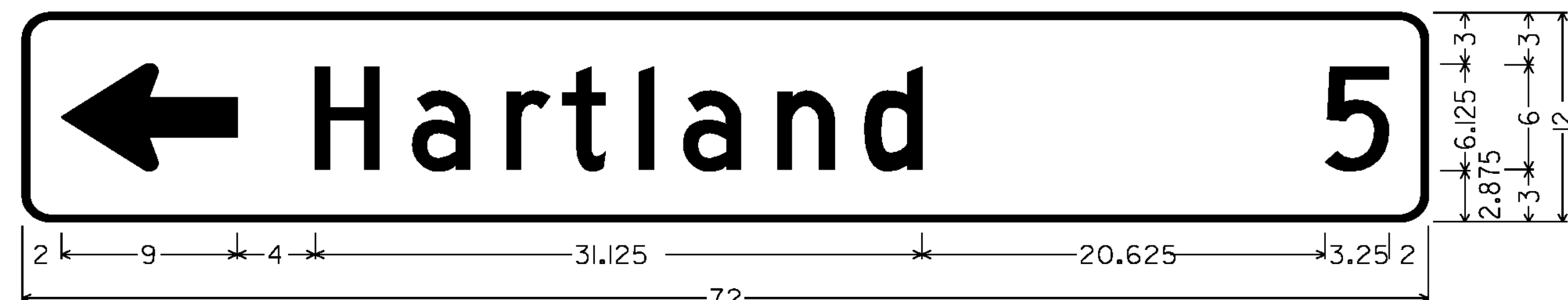
1.500" RADIUS, 0.375" BORDER, WHITE ON GREEN;
 90 DEG ADVANCE TURN ARROW 9.000" X 9.000"; [Woodstock] 6"C; [12] 6"C
 VDI-IA



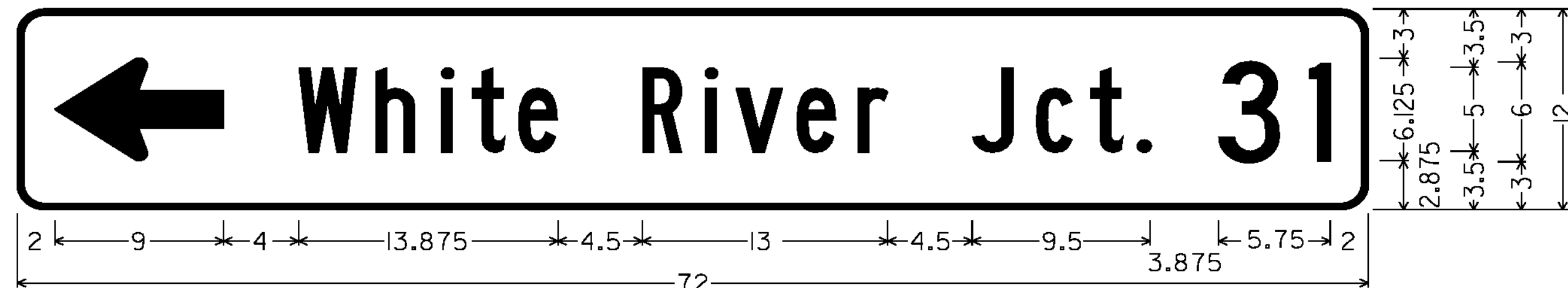
1.500" RADIUS, 0.375" BORDER, WHITE ON GREEN;
 STANDARD ARROW 9.000" X 6.125" @ 180 DEG; [Ascutney] 6"C; [5] 6"C
 VDI-IA



1.500" RADIUS, 0.375" BORDER, WHITE ON GREEN;
 STANDARD ARROW 9.000" X 6.125" @ 180 DEG; [Charlestown] 6"B; [NH] 6"C; [2] 6"C
 VDI-IA



1.500" RADIUS, 0.375" BORDER, WHITE ON GREEN;
 STANDARD ARROW 9.000" X 6.125" @ 180 DEG; [Hartland] 6"C; [5] 6"C
 VDI-IA



1.500" RADIUS, 0.375" BORDER, WHITE ON GREEN;
 STANDARD ARROW 9.000" X 6.125" @ 180 DEG; [White River Jct.] 5"B; [31] 6"C
 VDI-IA



1.500" RADIUS, 0.375" BORDER, WHITE ON GREEN;
 STANDARD ARROW 9.000" X 6.125" @ 180 DEG; [Bellows Falls] 6"B; [10] 6"C
 VDI-IA

ALL DIMENSIONS SHOWN IN INCHES, EXCEPT WHERE NOTED.

NOT TO SCALE

PROJECT NAME:	SPRINGFIELD - HARTFORD
PROJECT NUMBER:	STPG SIGN (33)
FILE NAME:	IOC332.SD.II
PROJECT LEADER:	A. GAMBLE
DESIGNED BY:	M. MILLER
SIGN DETAILS II	
PLOT DATE:	21-FEB-2012
DRAWN BY:	M. MILLER
CHECKED BY:	A. GAMBLE
SHEET I4	OF I62