

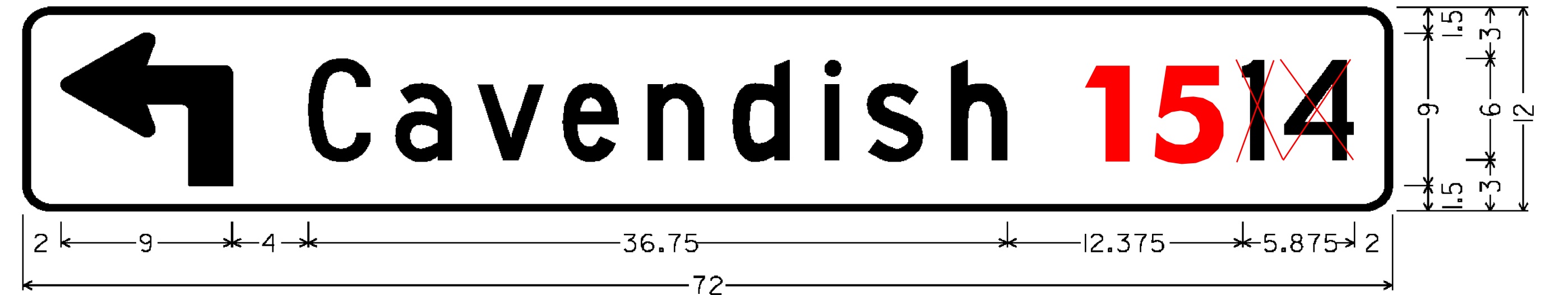
1.500" RADIUS, 0.375" BORDER, WHITE ON GREEN;  
STANDARD ARROW 9.000" X 6.125" @ 90 DEG; [Hartland] 6"C; [5] 6"C  
VDI-IA



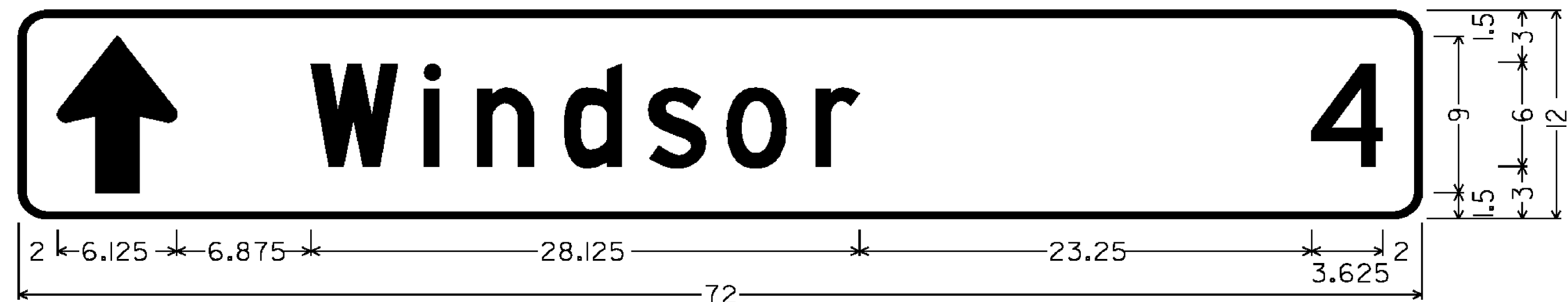
1.500" RADIUS, 0.375" BORDER, WHITE ON GREEN;  
90 DEG ADVANCE TURN ARROW 9.000" X 9.000"; [Springfield] 6"C; [6] 6"C  
VDI-IA



1.500" RADIUS, 0.375" BORDER, WHITE ON GREEN;  
STANDARD ARROW 9.000" X 6.125" @ 90 DEG; [Woodstock] 6"C; [12] 6"C  
VDI-IA



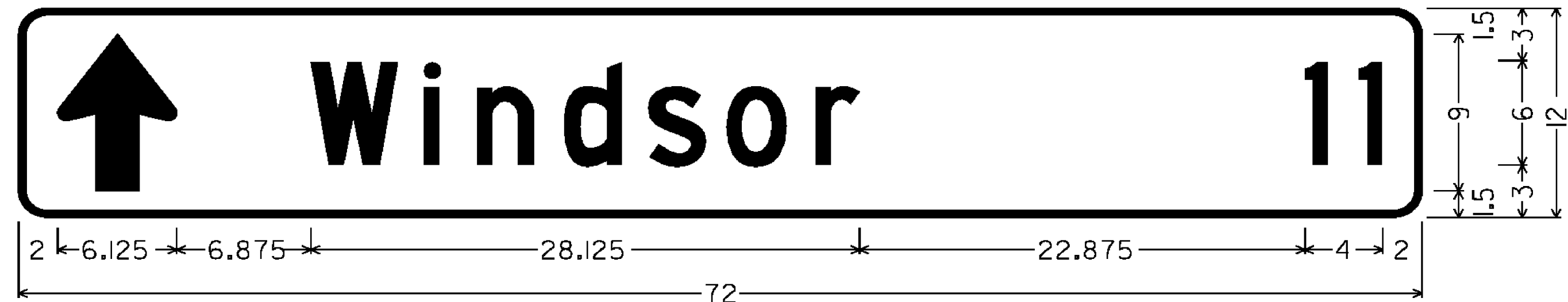
1.500" RADIUS, 0.375" BORDER, WHITE ON GREEN;  
90 DEG ADVANCE TURN ARROW 9.000" X 9.000"; [Cavendish] 6"C; [14] 6"C  
VDI-IA



1.500" RADIUS, 0.375" BORDER, WHITE ON GREEN;  
STANDARD ARROW 9.000" X 6.125" @ 90 DEG; [Windsor] 6"C; [4] 6"C  
VDI-IA



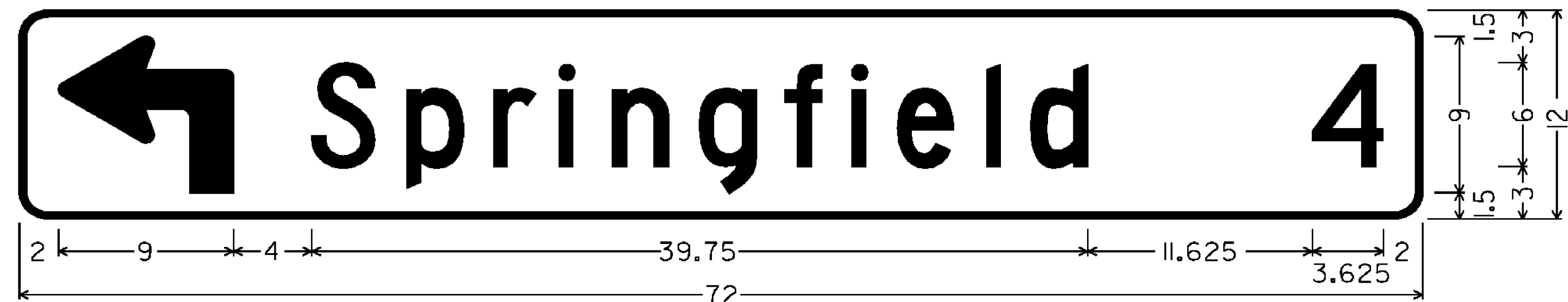
1.500" RADIUS, 0.375" BORDER, WHITE ON GREEN;  
90 DEG ADVANCE TURN ARROW 9.000" X 9.000"; [Brownsville] 6"C; [6] 6"C  
VDI-IA



1.500" RADIUS, 0.375" BORDER, WHITE ON GREEN;  
STANDARD ARROW 9.000" X 6.125" @ 90 DEG; [Windsor] 6"C; [11] 6"C  
VDI-IA



1.500" RADIUS, 0.375" BORDER, WHITE ON GREEN;  
90 DEG ADVANCE TURN ARROW 9.000" X 9.000"; [Weathersfield Bow] 5"B; [8] 6"C  
VDI-IA



1.500" RADIUS, 0.375" BORDER, WHITE ON GREEN;  
90 DEG ADVANCE TURN ARROW 9.000" X 9.000"; [Springfield] 6"C; [4] 6"C  
VDI-IA

ALL DIMENSIONS SHOWN IN INCHES, EXCEPT WHERE NOTED.

NOT TO SCALE

PROJECT NAME: SPRINGFIELD - HARTFORD  
PROJECT NUMBER: STPG SIGN (33)

FILE NAME: IOC332.SD\_IO  
PROJECT LEADER: A. GAMBLE  
DESIGNED BY: M. MILLER  
SIGN DETAILS 10

PLOT DATE: 21-FEB-2012  
DRAWN BY: M. MILLER  
CHECKED BY: A. GAMBLE  
SHEET 13 OF 162