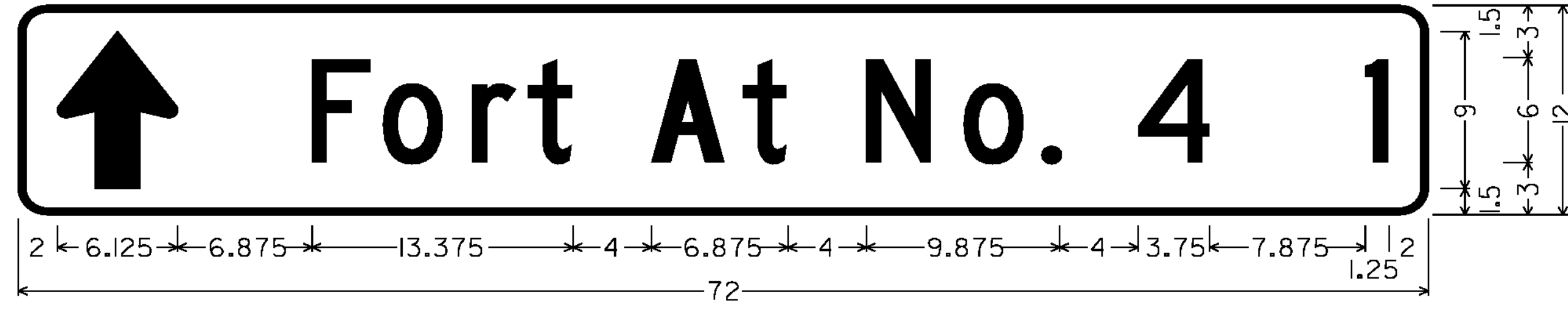




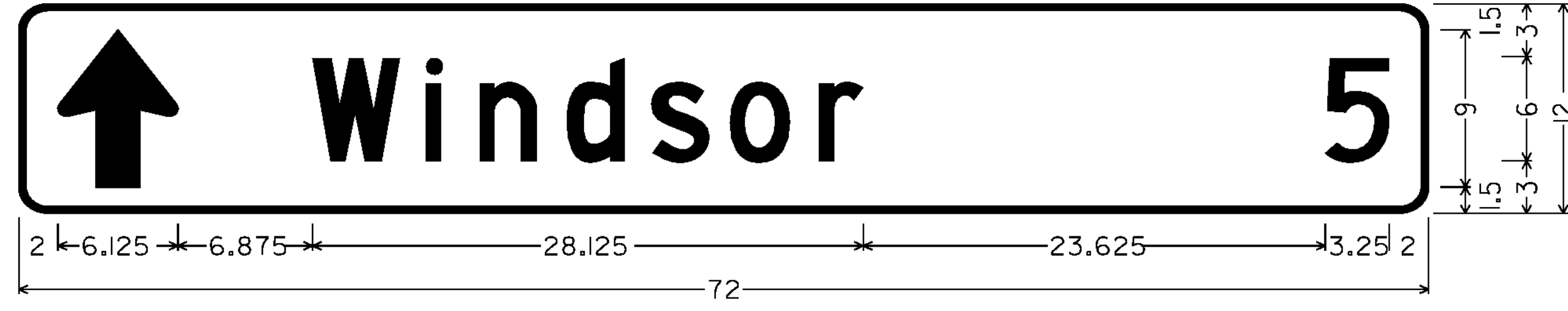
1.500" RADIUS, 0.375" BORDER, WHITE ON GREEN;
 STANDARD ARROW 9.000" X 6.125" @ 90 DEG; [Charlestown] 6"B; [NH] 6"C @ 80% SPACING; [2] 6"C
 VDI-IA



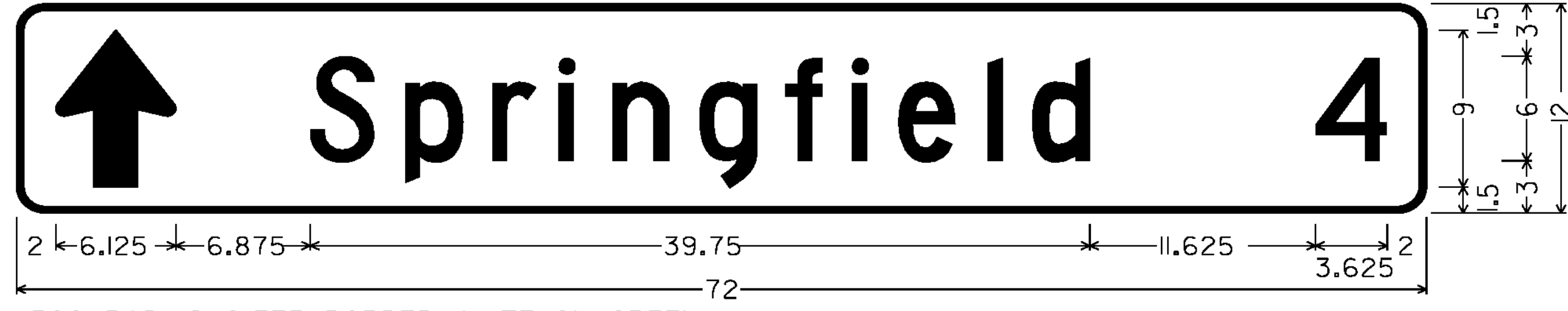
1.500" RADIUS, 0.375" BORDER, WHITE ON GREEN;
 STANDARD ARROW Custom 9.000" X 6.125" @ 90 DEG; [Fort At No. 4] 6"C; [1] 6"C
 VDI-IA



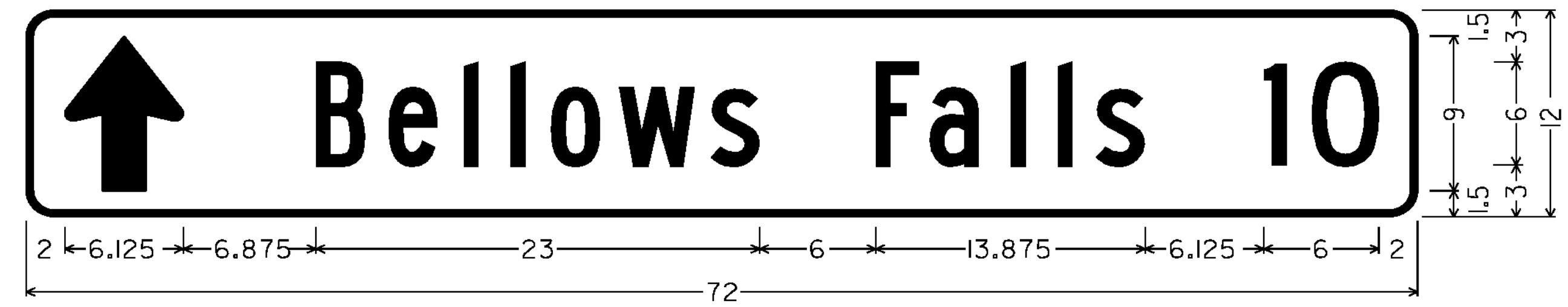
1.500" RADIUS, 0.375" BORDER, WHITE ON GREEN;
 STANDARD ARROW 9.000" X 6.125" @ 90 DEG; [Ascutney] 6"C; [5] 6"C
 VDI-IA



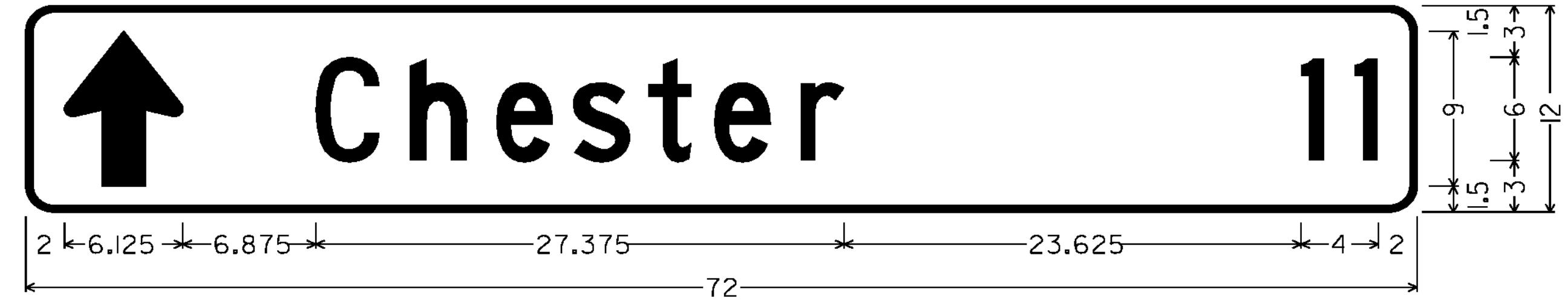
1.500" RADIUS, 0.375" BORDER, WHITE ON GREEN;
 STANDARD ARROW 9.000" X 6.125" @ 90 DEG; [Windsor] 6"C; [5] 6"C
 VDI-IA



1.500" RADIUS, 0.375" BORDER, WHITE ON GREEN;
 STANDARD ARROW 9.000" X 6.125" @ 90 DEG; [Springfield] 6"C; [4] 6"C
 VDI-IA



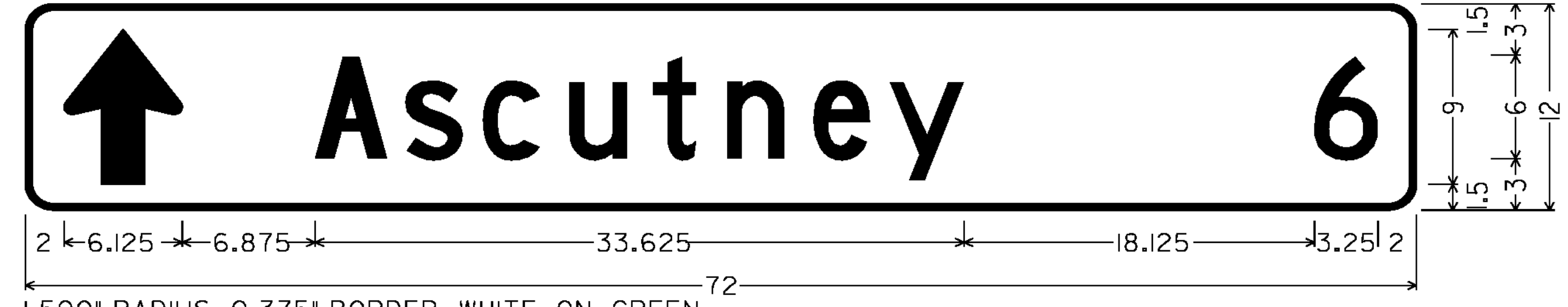
1.500" RADIUS, 0.375" BORDER, WHITE ON GREEN;
 STANDARD ARROW 9.000" X 6.125" @ 90 DEG; [Bellows Falls] 6"B; [10] 6"C
 VDI-IA



1.500" RADIUS, 0.375" BORDER, WHITE ON GREEN;
 STANDARD ARROW 9.000" X 6.125" @ 90 DEG; [Chester] 6"C; [11] 6"C
 VDI-IA



1.500" RADIUS, 0.375" BORDER, WHITE ON GREEN;
 STANDARD ARROW 9.000" X 6.125" @ 90 DEG; [Ascutney] 6"C; [1] 6"C
 VDI-IA



1.500" RADIUS, 0.375" BORDER, WHITE ON GREEN;
 STANDARD ARROW 9.000" X 6.125" @ 90 DEG; [Ascutney] 6"C; [6] 6"C
 VDI-IA

ALL DIMENSIONS SHOWN IN INCHES, EXCEPT WHERE NOTED.

NOT TO SCALE

PROJECT NAME: SPRINGFIELD - HARTFORD	
PROJECT NUMBER: STPG SIGN (33)	
FILE NAME: IOC332.SD_9	PLOT DATE: 21-FEB-2012
PROJECT LEADER: A. GAMBLE	DRAWN BY: M. MILLER
DESIGNED BY: M. MILLER	CHECKED BY: A. GAMBLE
SIGN DETAILS 9	SHEET 12 OF 162