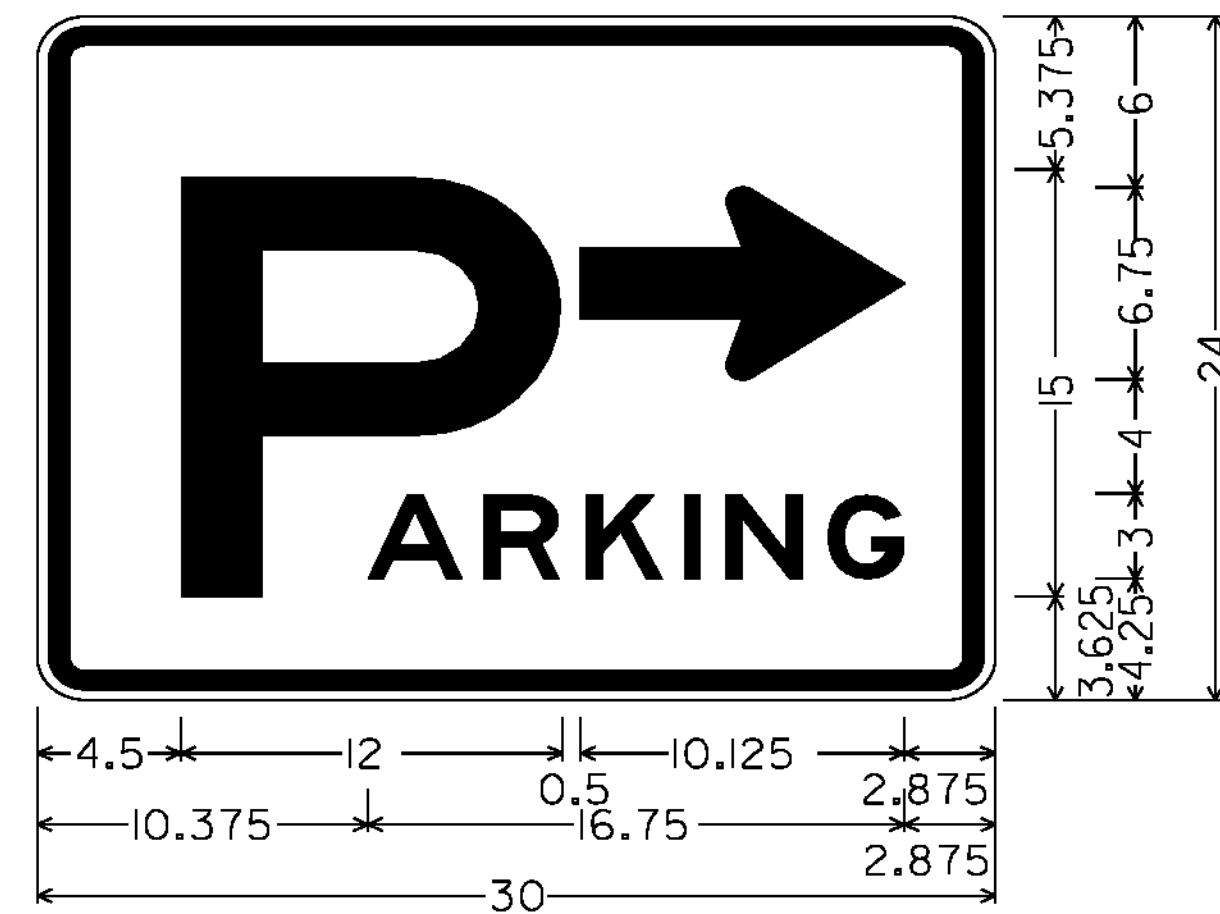


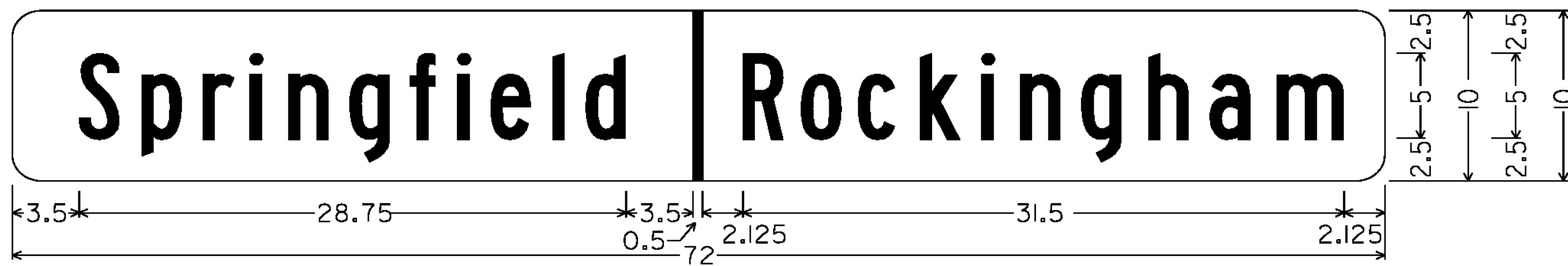
1.500" RADIUS, 0.625" BORDER, 0.375" INDENT,
GREEN ON WHITE; [P] 15"E;
STANDARD ARROW 10.125" X 6.750" CUSTOM @ 180 DEG;
[PARKING] 3"E

D4-ILM



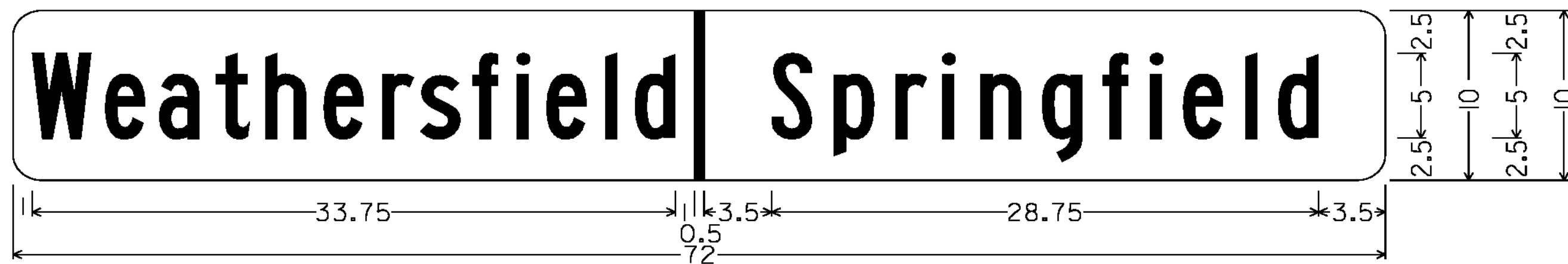
1.500" RADIUS, 0.625" BORDER, 0.375" INDENT,
GREEN ON WHITE; [P] 15"E;
STANDARD ARROW 10.125" X 6.750" CUSTOM @ 0 DEG;
[PARKING] 3"E

D4-IRM



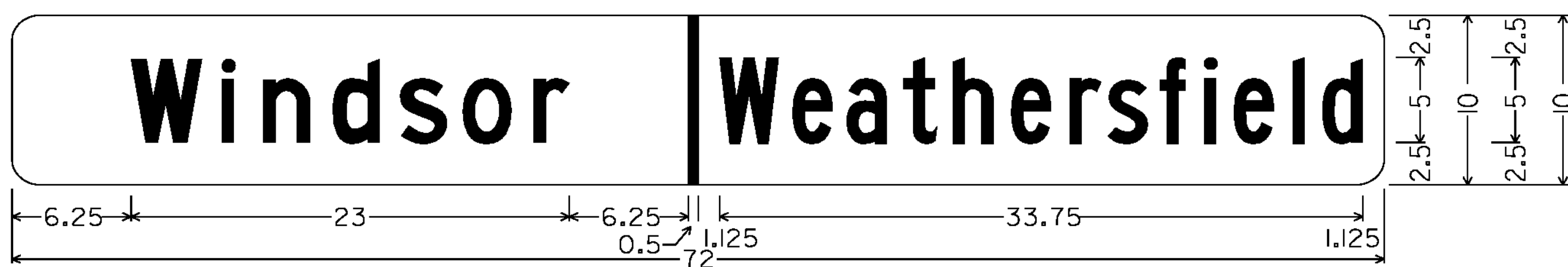
1.500" RADIUS, NO BORDER, WHITE ON GREEN;
[Springfield] 5"B; [Rockingham] 5"B

VD-024



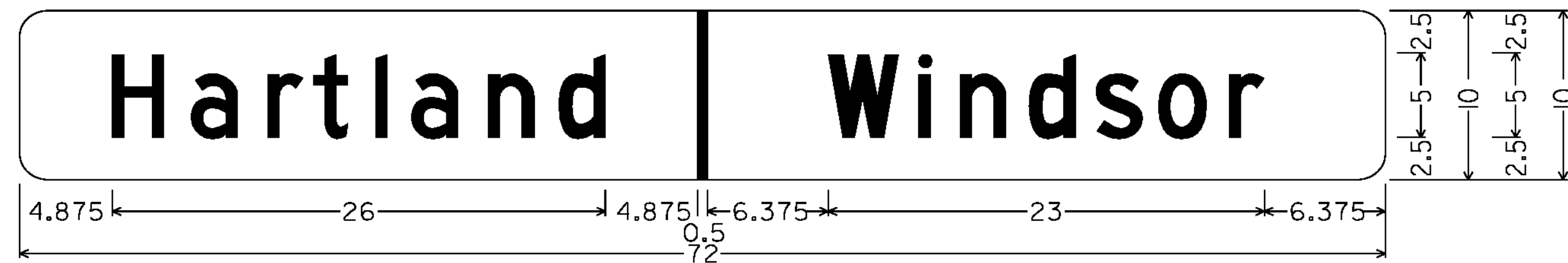
1.500" RADIUS, NO BORDER, WHITE ON GREEN;
[Weathersfield] 5"B; [Springfield] 5"B

VD-024



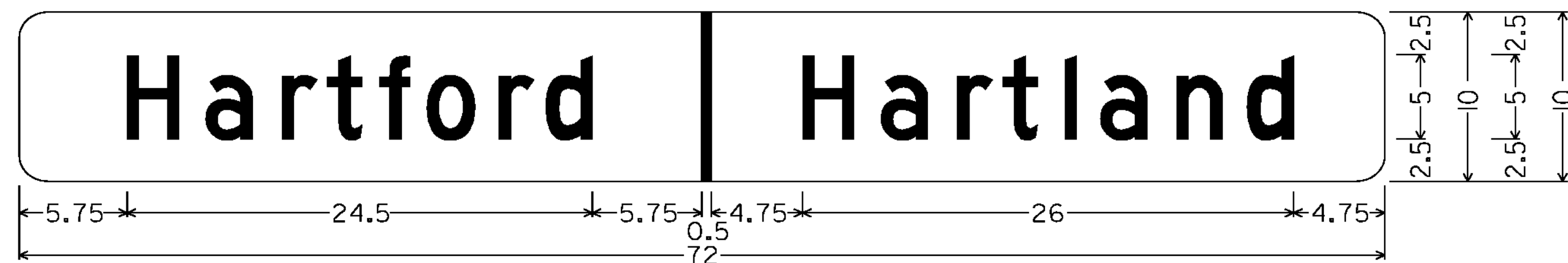
1.500" RADIUS, NO BORDER, WHITE ON GREEN;
[Windsor] 5"C; [Weathersfield] 5"B

VD-024



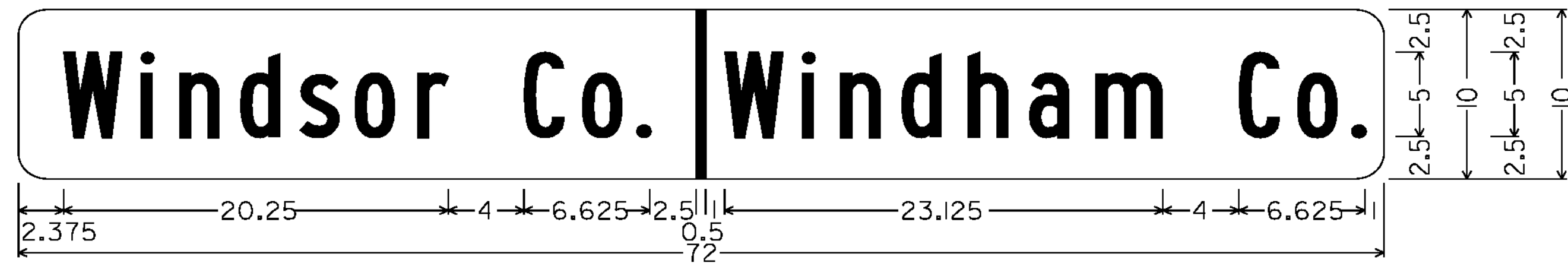
1.500" RADIUS, NO BORDER, WHITE ON GREEN;
[Hartland] 5"C; [Windsor] 5"C

VD-024



1.500" RADIUS, NO BORDER, WHITE ON GREEN;
[Hartford] 5"C; [Hartland] 5"C

VD-024



1.500" RADIUS, NO BORDER, WHITE ON GREEN;
[Windsor Co.] 5"B; [Windham Co.] 5"B

VD-025

TOWN /COUNTY LINE SIGN NOTES (VD-024 /VD-025):

1. THE TOWN AND COUNTY LINE SIGNS SHOWN ON THIS SHEET SHALL HAVE WHITE RETROREFLECTIVE ASTM TYPE III OR IV TEXT ON A GREEN RETROREFLECTIVE ASTM TYPE III OR IV BACKGROUND.
2. FONT SPACING MAY BE ADJUSTED SLIGHTLY TO MEET DIMENSION REQUIREMENT.
3. DIMENSIONS SHOWN MAY BE ADJUSTED SLIGHTLY TO ACCOMMODATE VARIOUS MANUFACTURER'S LETTER WIDTHS.

ALL DIMENSIONS SHOWN IN INCHES, EXCEPT WHERE NOTED.

PROJECT NAME: SPRINGFIELD - HARTFORD

PROJECT NUMBER: STPG SIGN (33)

FILE NAME: IOC332.SD_8
PROJECT LEADER: A. GAMBLE
DESIGNED BY: M. MILLER
SIGN DETAILS 8

PLOT DATE: 21-FEB-2012
DRAWN BY: M. MILLER
CHECKED BY: A. GAMBLE
SHEET 11 OF 162

NOT TO SCALE