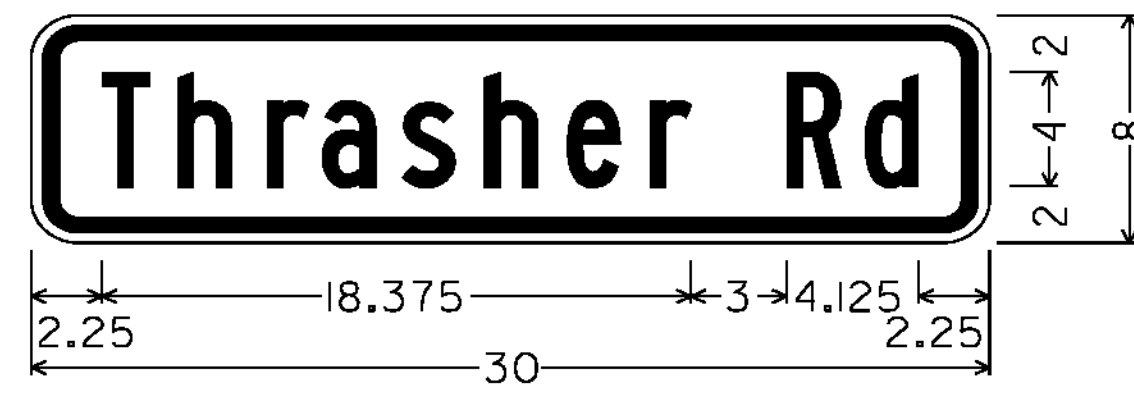
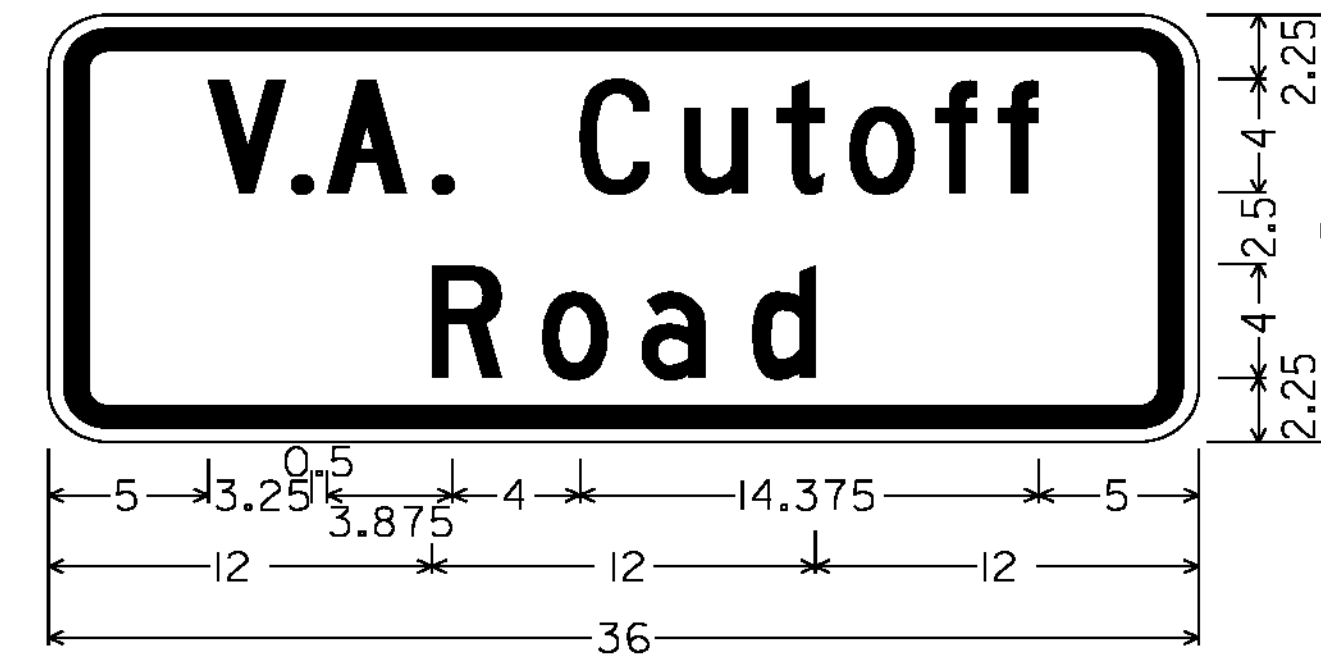


1.500" RADIUS, 0.625" BORDER, 0.375" INDENT,
BLACK ON YELLOW; [Birch] 4"C; [Heights] 4"C
W16-8P



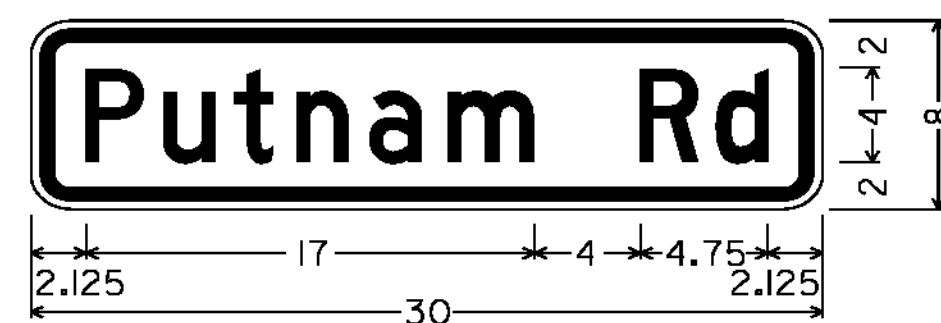
1.500" RADIUS, 0.500" BORDER, 0.375" INDENT,
BLACK ON YELLOW; [Thrasher Rd] 4"C
W16-8P



1.875" RADIUS, 0.750" BORDER, 0.500" INDENT,
BLACK ON YELLOW; [V.A. Cutoff] 4"C; [Road] 4"C
W16-8P



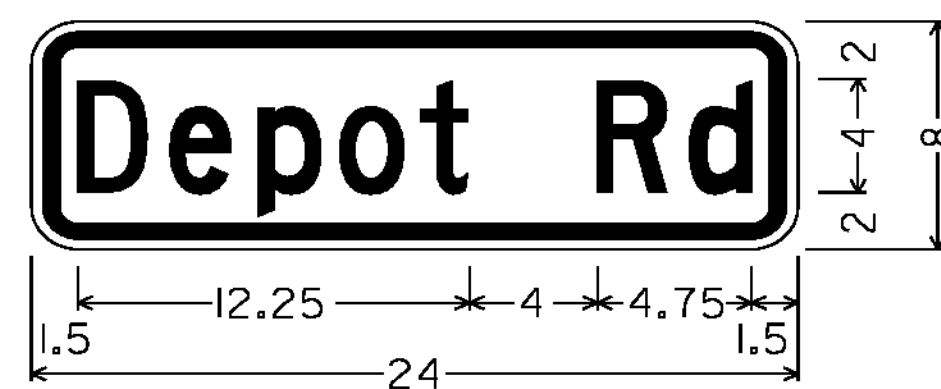
1.500" RADIUS, 0.625" BORDER, 0.375" INDENT,
BLACK ON YELLOW; [Hidden] 4"C; [Glen Rd] 4"C
W16-8P



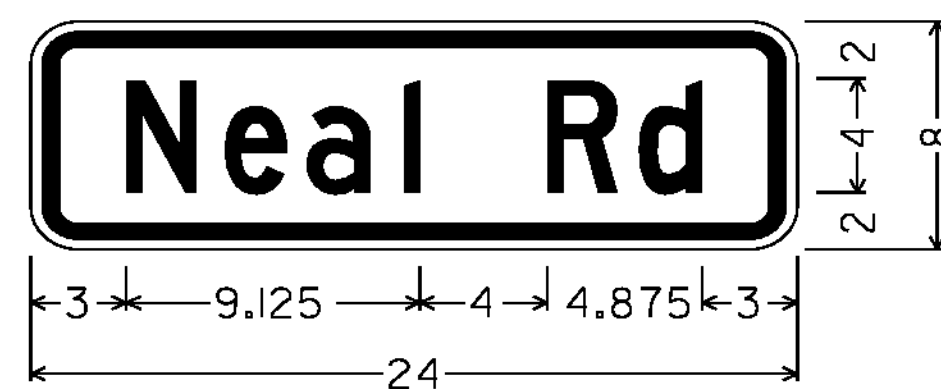
1.500" RADIUS, 0.500" BORDER, 0.375" INDENT,
BLACK ON YELLOW; [Putnam] 4"C; [Rd] 4"C
W16-8P



1.500" RADIUS, 0.500" BORDER, 0.375" INDENT,
BLACK ON YELLOW; [Wood Circle] 4"B
W16-8P



1.500" RADIUS, 0.500" BORDER, 0.375" INDENT,
BLACK ON YELLOW; [Depot] 4"C; [Rd] 4"C
W16-8P



1.500" RADIUS, 0.500" BORDER, 0.375" INDENT,
BLACK ON YELLOW; [Neal] 4"C; [Rd] 4"C
W16-8P

ALL DIMENSIONS SHOWN IN INCHES, EXCEPT WHERE NOTED.

NOT TO SCALE

PROJECT NAME:	SPRINGFIELD - HARTFORD
PROJECT NUMBER:	STPG SIGN (33)
FILE NAME:	IOC332.SD_6
PROJECT LEADER:	A. GAMBLE
DESIGNED BY:	M. MILLER
SIGN DETAILS	6
PLOT DATE:	21-FEB-2012
DRAWN BY:	M. MILLER
CHECKED BY:	A. GAMBLE
SHEET	9 OF 162