

DURABLE 4 INCH WHITE LINE (SEE OPTION ITEMS)  
 STA. 369+75 - STA. 375+50 (SOLID LT & RT)

DURABLE 4 INCH YELLOW LINE, POLYUREA  
 STA. 369+75 - STA. 375+50 (SOLID LT & RT)

6 INCH UNDERDRAIN PIPE  
 STA. 369+75 - STA. 370+25 RT 370+54  
 STA. 372+00 - STA. 375+45 RT 375+50

MILLED RUMBLE STRIPS  
 STA. 369+75 - STA. 374+25 CTR

TEMPORARY 4 INCH WHITE LINE, PAINT  
 STA. 369+75 - STA. 375+50 (SOLID LT & RT)

TEMPORARY 4 INCH YELLOW LINE, PAINT  
 STA. 369+75 - STA. 375+50 (SOLID LT & RT)

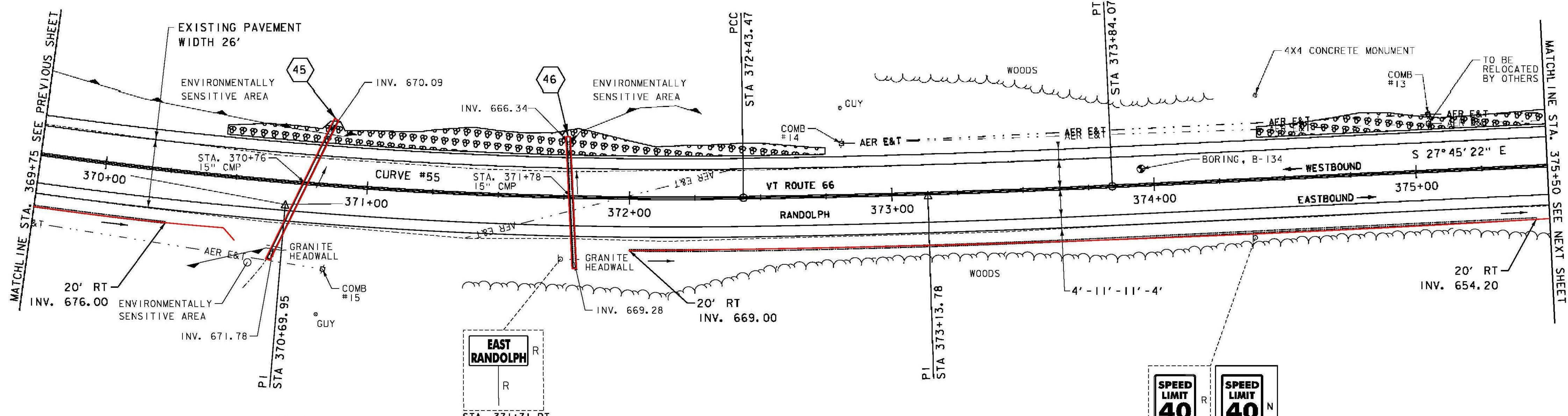

REMOVING SIGNS  
 AS SHOWN - 2

STONE FILL, TYPE I  
 STA. 370+45 - STA. 372+75 LT  
 STA. 374+40 - STA. 375+50 LT

GEOTEXTILE FOR SILT FENCE  
 STA. 370+45 - STA. 372+75 LT  
 STA. 374+40 - STA. 375+50 LT

GRUBBING MATERIAL (6")  
 STA. 370+45 - STA. 372+75 LT  
 STA. 374+40 - STA. 375+50 LT

- 45 STA. 370+64.88 RT 29.82' TO  
 STA. 370+86.38 LT 25.11'  
 REMOVE HEADWALL AND PIPE  
 INSTALL NEW 18" CPEP (59'-0")  
 INV. IN = 672.45'  
 INV. OUT = 668.30'
- 46 STA. 371+76.09 LT 22.94' TO  
 STA. 371+79.70 RT 26.92'  
 REMOVE HEADWALL AND PIPE  
 INSTALL NEW 18" CPEP (50'-0")  
 (48'-0")  
 INV. IN = 670.50'  
 INV. OUT = 667.00'

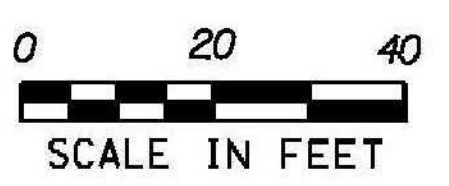
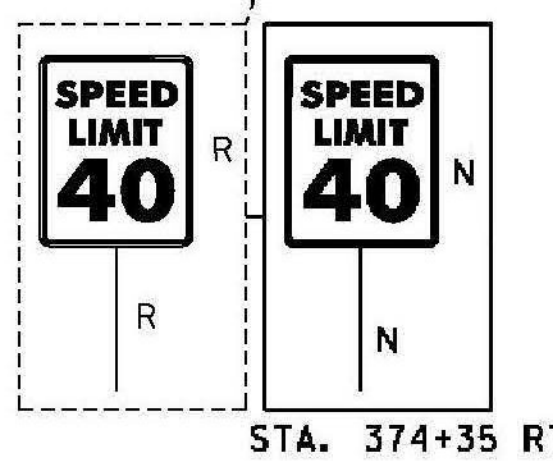


**CURVE #55**  
 DELTA = 13° 16' 24"  
 D = 3° 16' 27" (1) D = 1° 19' 57" (2)  
 R = 1750.00' (1) R = 4300.00' (2)  
 T = 209.55' (1) T = 281.20' (2)  
 L = 348.19' (1) L = 140.60' (2)  
 E = 12.50'  
 BANKING 0.056 FT/FT, 0.027 FT/FT  
 DESIGN SPEED 50 MPH  
 SEE SUPERELEVATION DIAGRAMS  
 FOR MORE INFORMATION

**ENVIRONMENTALLY SENSITIVE LOCATIONS:**

NO.	LIMITS	POS.	TYPE
15.	STA. 369+75 - STA. 370+92	LT	-
16.	STA. 370+32 - STA. 370+68	RT	-
17.	STA. 371+72 - STA. 372+25	LT	-

**SIGN LEGEND**  
 R = REMOVE  
 R&S = REMOVE AND SALVAGE  
 RET = RETAIN  
 S = SALVAGE  
 N = NEW  
 B-B = BACK TO BACK  
 --- = EXISTING  
 — = NEW



PROJECT NAME: RANDOLPH  
 PROJECT NUMBER: STP 2932 (1)  
 FILE NAME: z10c270.dgn  
 PROJECT LEADER: C. LATHROP  
 DESIGNED BY: B. BRESLEND  
 PROJECT LAYOUT SHEET 63  
 PLOT DATE: 6/5/2014  
 DRAWN BY: B. BRESLEND  
 CHECKED BY: C. LATHROP  
 SHEET 94 OF 276