

DURABLE 4 INCH WHITE LINE (SEE OPTION ITEMS)  
 STA. 319+75 - STA. 325+50 (SOLID LT & RT)

TEMPORARY 4 INCH WHITE LINE, PAINT  
 STA. 319+75 - STA. 325+50 (SOLID LT & RT)

DURABLE 4 INCH YELLOW LINE, POLYUREA  
 STA. 319+75 - STA. 325+50 (SOLID LT & RT)

TEMPORARY 4 INCH YELLOW LINE, PAINT  
 STA. 319+75 - STA. 325+50 (SOLID LT & RT)

STONE FILL, TYPE I  
 STA. 319+75 - STA. 320+36 LT  
 STA. 321+00 - STA. 323+70 LT  
 STA. 324+50 - STA. 325+50 LT

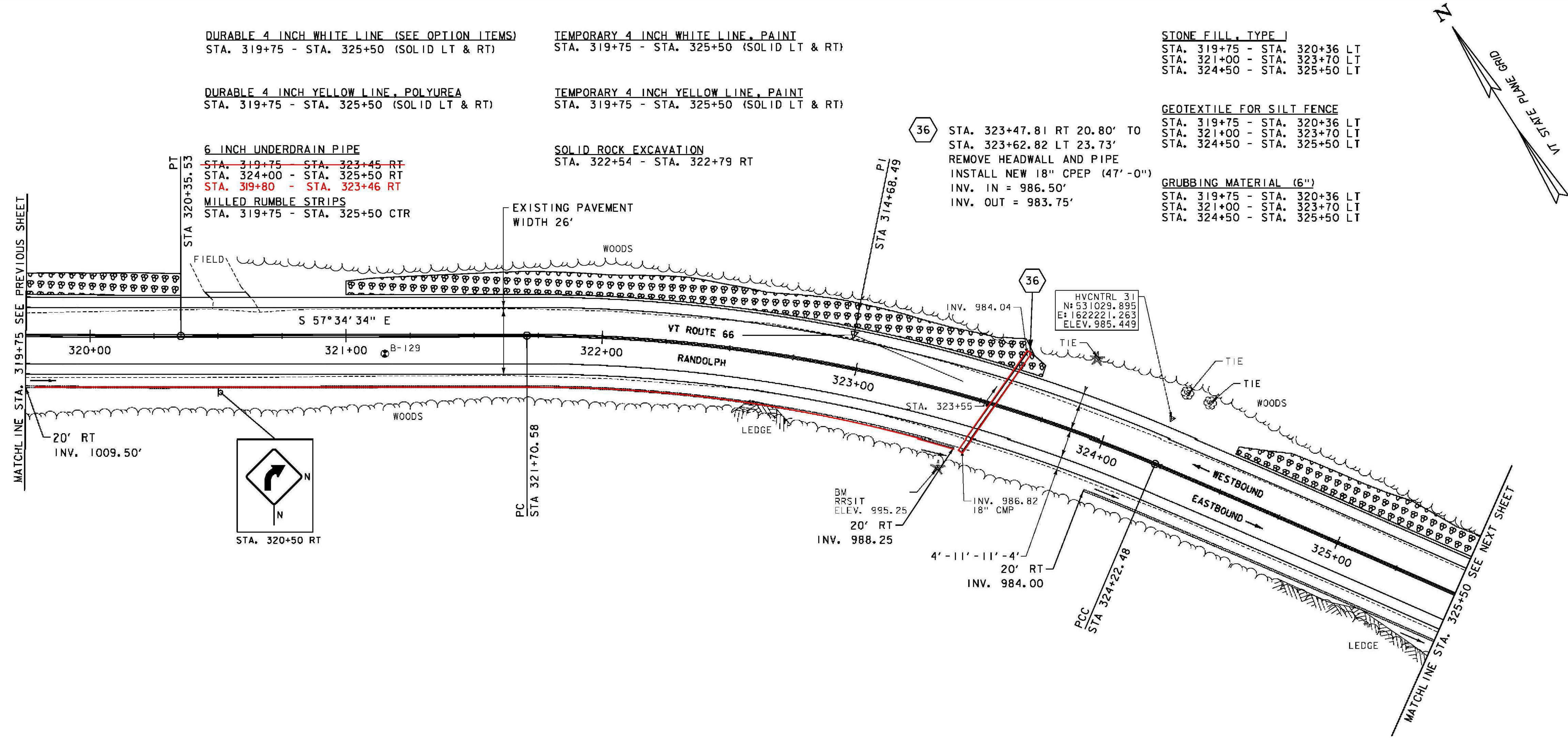
GEOTEXTILE FOR SILT FENCE  
 STA. 319+75 - STA. 320+36 LT  
 STA. 321+00 - STA. 323+70 LT  
 STA. 324+50 - STA. 325+50 LT

6 INCH UNDERDRAIN PIPE  
 STA. 319+75 - STA. 323+45 RT  
 STA. 324+00 - STA. 325+50 RT  
 STA. 319+80 - STA. 323+46 RT  
 MILLED RUMBLE STRIPS  
 STA. 319+75 - STA. 325+50 CTR

SOLID ROCK EXCAVATION  
 STA. 322+54 - STA. 322+79 RT

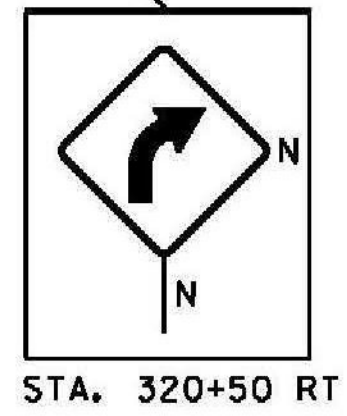
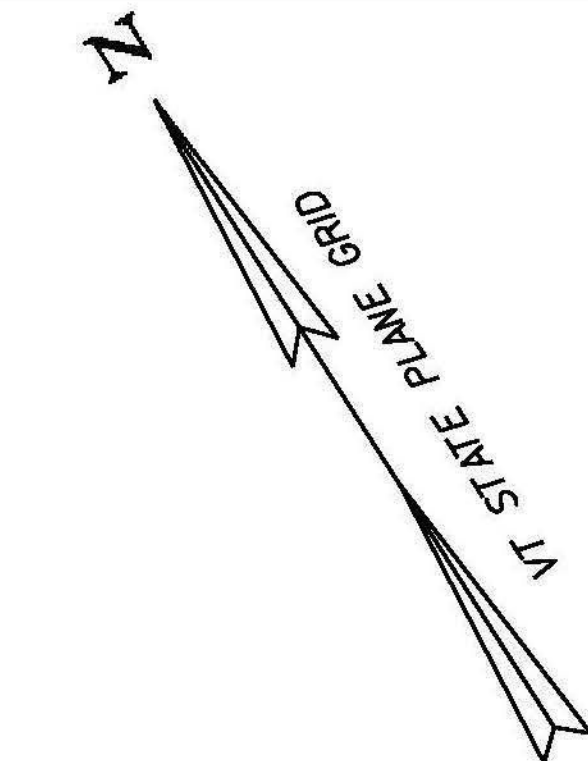
36 STA. 323+47.81 RT 20.80' TO  
 STA. 323+62.82 LT 23.73'  
 REMOVE HEADWALL AND PIPE  
 INSTALL NEW 18" CPEP (47'-0")  
 INV. IN = 986.50'  
 INV. OUT = 983.75'

GRUBBING MATERIAL (6")  
 STA. 319+75 - STA. 320+36 LT  
 STA. 321+00 - STA. 323+70 LT  
 STA. 324+50 - STA. 325+50 LT



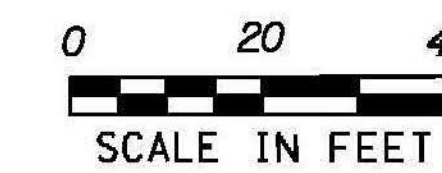
MATCHLINE STA. 319+75 SEE PREVIOUS SHEET

MATCHLINE STA. 325+50 SEE NEXT SHEET



**SIGN LEGEND**

- R = REMOVE
- R&S = REMOVE AND SALVAGE
- RET = RETAIN
- S = SALVAGE
- N = NEW
- B-B = BACK TO BACK
- = EXISTING
- = NEW



PROJECT NAME: RANDOLPH	PLOT DATE: 6/5/2014
PROJECT NUMBER: STP 2932 (1)	DRAWN BY: B. BRESLEND
FILE NAME: z10c270.dgn	DESIGNED BY: B. BRESLEND
PROJECT LEADER: C. LATHROP	CHECKED BY: C. LATHROP
PROJECT LAYOUT SHEET 54	SHEET 85 OF 276