

DURABLE 4 INCH WHITE LINE (SEE OPTION ITEMS)
 STA. 308+50 - STA. 314+25 (SOLID LT & RT)

DURABLE 4 INCH YELLOW LINE, POLYUREA
 STA. 308+50 - STA. 314+25 (SOLID LT & RT)

6 INCH UNDERDRAIN PIPE
~~STA. 308+50 - STA. 309+12 RT 309+26 RT~~
~~STA. 310+50 - STA. 311+75 RT~~
~~STA. 312+25 - STA. 313+26 RT~~ STA. 309+26 - STA. 313+26 RT
~~STA. 313+50 - STA. 314+25 RT~~
 313+45

MILLED RUMBLE STRIPS
 STA. 308+50 - STA. 314+25 CTR

TEMPORARY 4 INCH WHITE LINE, PAINT
 STA. 308+50 - STA. 314+25 (SOLID LT & RT)

TEMPORARY 4 INCH YELLOW LINE, PAINT
 STA. 308+50 - STA. 314+25 (SOLID LT & RT)

SOLID ROCK EXCAVATION
 STA. 312+57 - STA. 312+66 RT

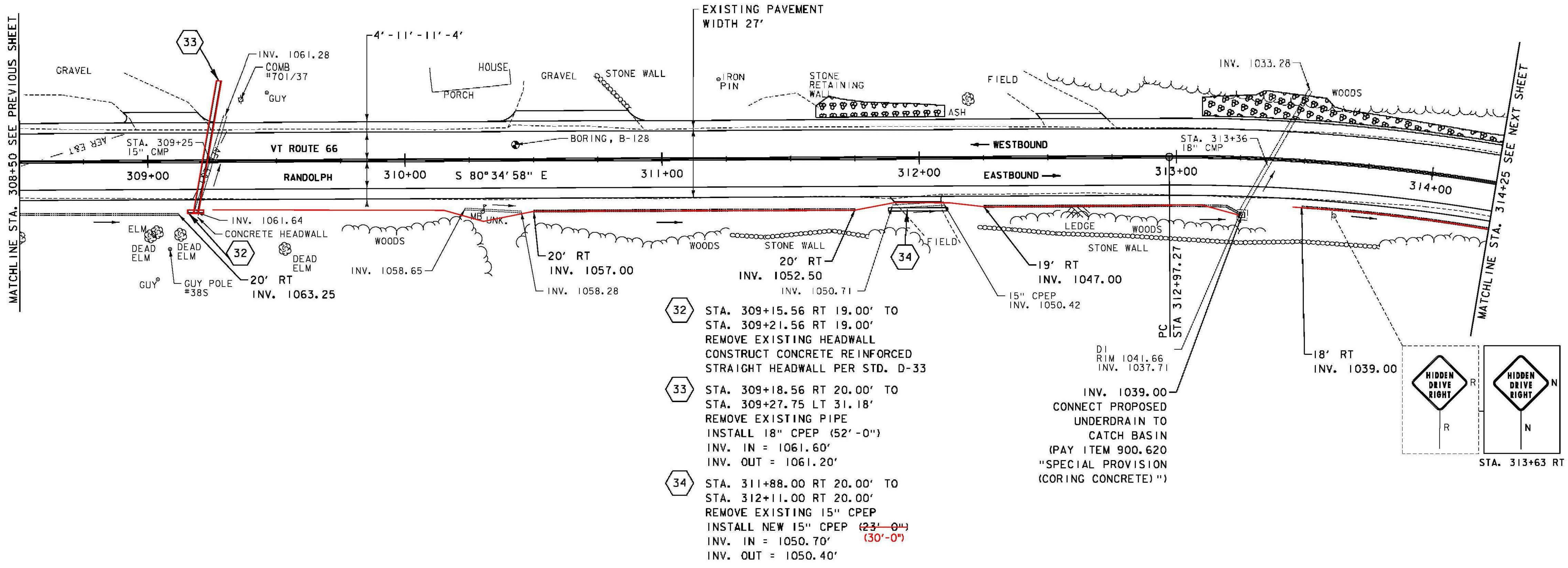

SPECIAL PROVISION (CORING CONCRETE)
 STA. 313+27

REMOVING SIGNS
 AS SHOWN - 1

STONE FILL, TYPE I
 STA. 311+60 - STA. 312+10 LT
 STA. 313+10 - STA. 314+25 LT

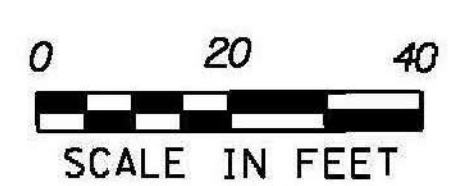
GEOTEXTILE FOR SILT FENCE
 STA. 311+60 - STA. 312+10 LT
 STA. 313+10 - STA. 314+25 LT

GRUBBING MATERIAL (6")
 STA. 311+60 - STA. 312+10 LT
 STA. 313+10 - STA. 314+25 LT



SIGN LEGEND

R = REMOVE
 R&S = REMOVE AND SALVAGE
 RET = RETAIN
 S = SALVAGE
 N = NEW
 B-B = BACK TO BACK
 --- = EXISTING
 — = NEW



PROJECT NAME: RANDOLPH	PLOT DATE: 6/5/2014
PROJECT NUMBER: STP 2932 (1)	DRAWN BY: B. BRESLEND
FILE NAME: z10c270.dgn	CHECKED BY: C. LATHROP
DESIGNED BY: B. BRESLEND	PROJECT LAYOUT SHEET 52
	SHEET 83 OF 276