

DURABLE 4 INCH WHITE LINE (SEE OPTION ITEMS)
 STA. 297+50 - STA. 302+75 (SOLID LT & RT)

TEMPORARY 4 INCH WHITE LINE, PAINT
 STA. 297+50 - STA. 302+75 (SOLID LT & RT)

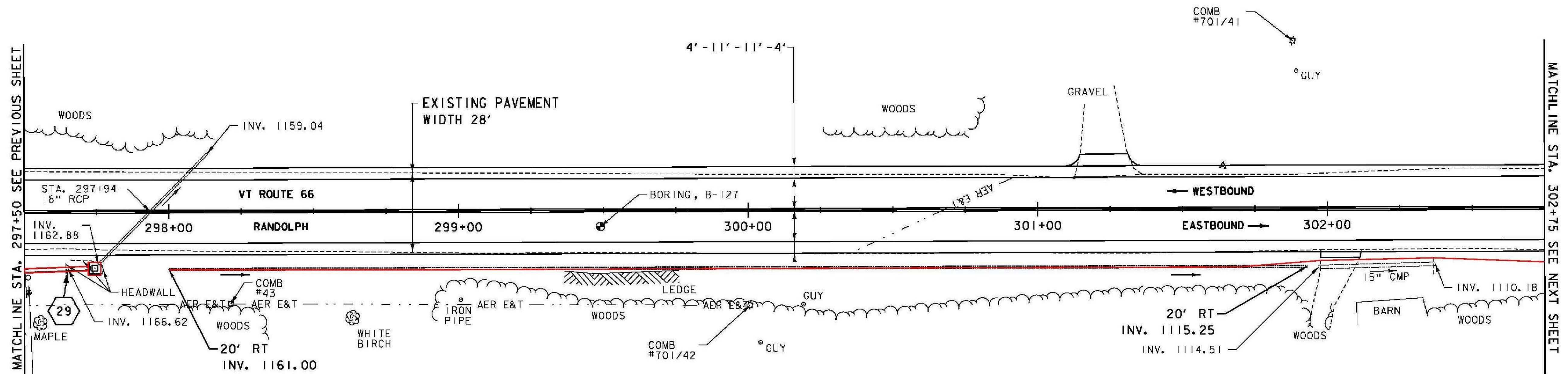
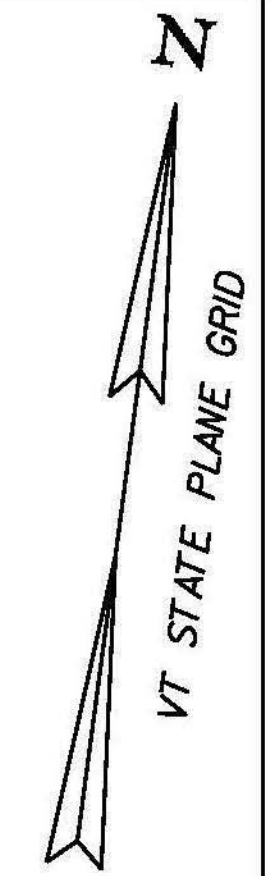
DURABLE 4 INCH YELLOW LINE, POLYUREA
 STA. 297+50 - STA. 302+75 (SOLID LT & RT)

TEMPORARY 4 INCH YELLOW LINE, PAINT
 STA. 297+50 - STA. 302+75 (SOLID LT & RT)

6 INCH UNDERDRAIN PIPE
 STA. 298+00 - STA. ~~301+93~~
 302+75

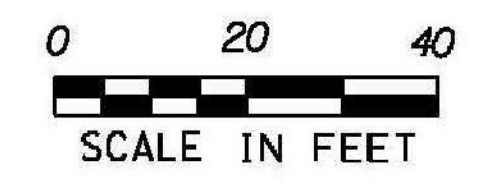
SOLID ROCK EXCAVATION
 STA. 297+64 RT (REMOVE HEADWALL)
 STA. 297+66 - STA. 297+77 RT (REMOVE HEADWALL)
 STA. 299+36 - STA. 299+76 RT

MILLED RUMBLE STRIPS
 STA. 297+50 - STA. 302+75 CTR



29 STA. 297+20.00 RT 21.50' TO
 STA. 297+72.88 RT 19.50'
 REMOVE EXISTING HEADWALL
 REMOVE EXISTING 15" CMP
 INSTALL NEW 15" CPEP (53'-0" (55'-0")
 INV. IN = 1172.50'
 INV. OUT = 1163.40'
 STA. 297+74.38 RT 19.50'
 INSTALL NEW PRECAST REINFORCED
 CONCRETE CATCH BASIN WITH
 CAST IRON GRATE (TYPE D)
 RIM ELV. = 1166.75'
 CONNECT TO 15" CPEP AND 18" RCP

SIGN LEGEND
 R = REMOVE
 R&S = REMOVE AND SALVAGE
 RET = RETAIN
 S = SALVAGE
 N = NEW
 B-B = BACK TO BACK
 --- = EXISTING
 — = NEW



| | |
|------------------------------|-------------------------|
| PROJECT NAME: RANDOLPH | PLOT DATE: 6/5/2014 |
| PROJECT NUMBER: STP 2932 (1) | DRAWN BY: B. BRESLEND |
| FILE NAME: z10c270.dgn | CHECKED BY: C. LATHROP |
| DESIGNED BY: B. BRESLEND | PROJECT LAYOUT SHEET 50 |
| | SHEET 81 OF 276 |