

HISTORIC DIST — HISTORIC DIST — HISTORIC DIST — HISTORIC DIST — HISTORIC DIST — HISTORIC DIST — HISTORIC DIST — HISTORIC DIST — HISTORIC DIST — HISTORIC DIST

DURABLE 4 INCH WHITE LINE (SEE OPTION ITEMS)
 STA. 182+75 - STA. 188+25 (SOLID LT & RT)

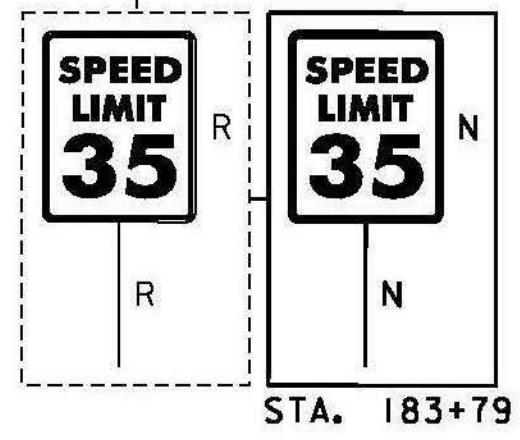
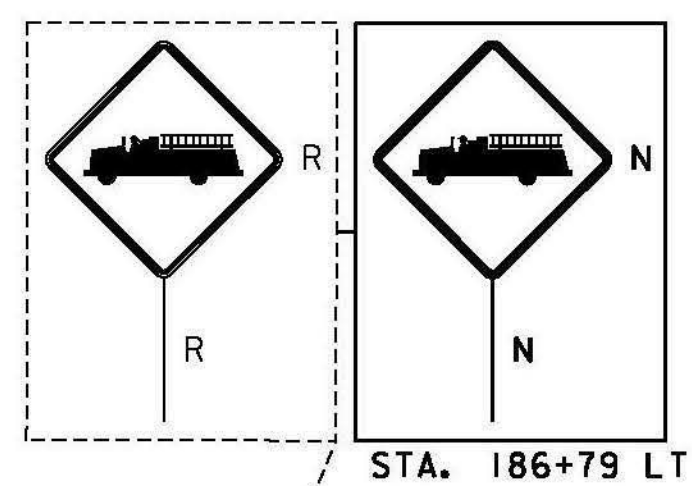
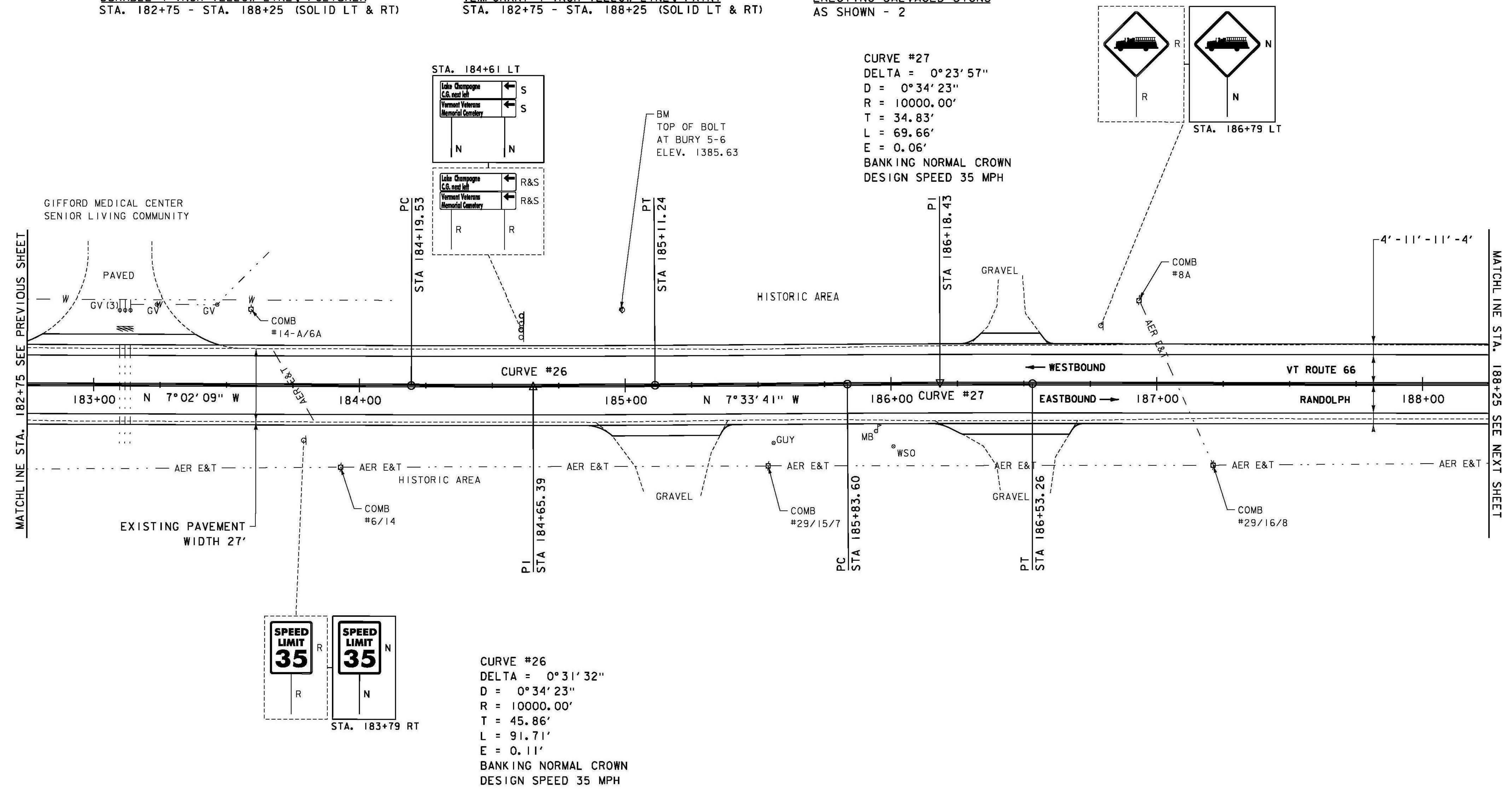
TEMPORARY 4 INCH WHITE LINE, PAINT
 STA. 182+75 - STA. 188+25 (SOLID LT & RT)

REMOVING SIGNS
 AS SHOWN - 4

DURABLE 4 INCH YELLOW LINE, POLYUREA
 STA. 182+75 - STA. 188+25 (SOLID LT & RT)

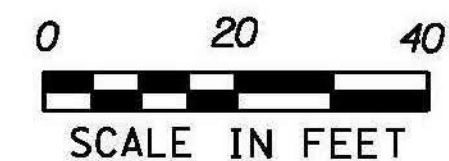
TEMPORARY 4 INCH YELLOW LINE, PAINT
 STA. 182+75 - STA. 188+25 (SOLID LT & RT)

ERECTING SALVAGED SIGNS
 AS SHOWN - 2



CURVE #26
 DELTA = 0°31'32"
 D = 0°34'23"
 R = 10000.00'
 T = 45.86'
 L = 91.71'
 E = 0.11'
 BANKING NORMAL CROWN
 DESIGN SPEED 35 MPH

- SIGN LEGEND**
- R = REMOVE
 - R&S = REMOVE AND SALVAGE
 - RET = RETAIN
 - S = SALVAGE
 - N = NEW
 - B-B = BACK TO BACK
 - = EXISTING
 - = NEW



PROJECT NAME: RANDOLPH	
PROJECT NUMBER: STP 2932 (1)	
FILE NAME: z10c270.dgn	PLOT DATE: 6/5/2014
PROJECT LEADER: C. LATHROP	DRAWN BY: B. BRESLEND
DESIGNED BY: B. BRESLEND	CHECKED BY: C. LATHROP
PROJECT LAYOUT SHEET 29	SHEET 60 OF 276