

DURABLE 4 INCH WHITE LINE (SEE OPTION ITEMS)
 STA. 61+25 - STA. 66+75 (SOLID LT & RT)

TEMPORARY 4 INCH WHITE LINE, PAINT
 STA. 61+25 - STA. 66+75 (SOLID LT & RT)

CHANGING ELEVATION OF SEWER MANHOLES
 STA. 63+16 RT
 STA. 65+86 RT

DURABLE 4 INCH YELLOW LINE, POLYUREA
 STA. 61+25 - STA. 63+50 (SOLID LT, DASHED RT)
 STA. 63+50 - STA. 66+75 (SOLID LT & RT)

TEMPORARY 4 INCH YELLOW LINE, PAINT
 STA. 61+25 - STA. 63+50 (SOLID LT, DASHED RT)
 STA. 63+50 - STA. 66+75 (SOLID LT & RT)

MILLED RUMBLE STRIPS
 STA. 61+25 - STA. 66+75 CTR

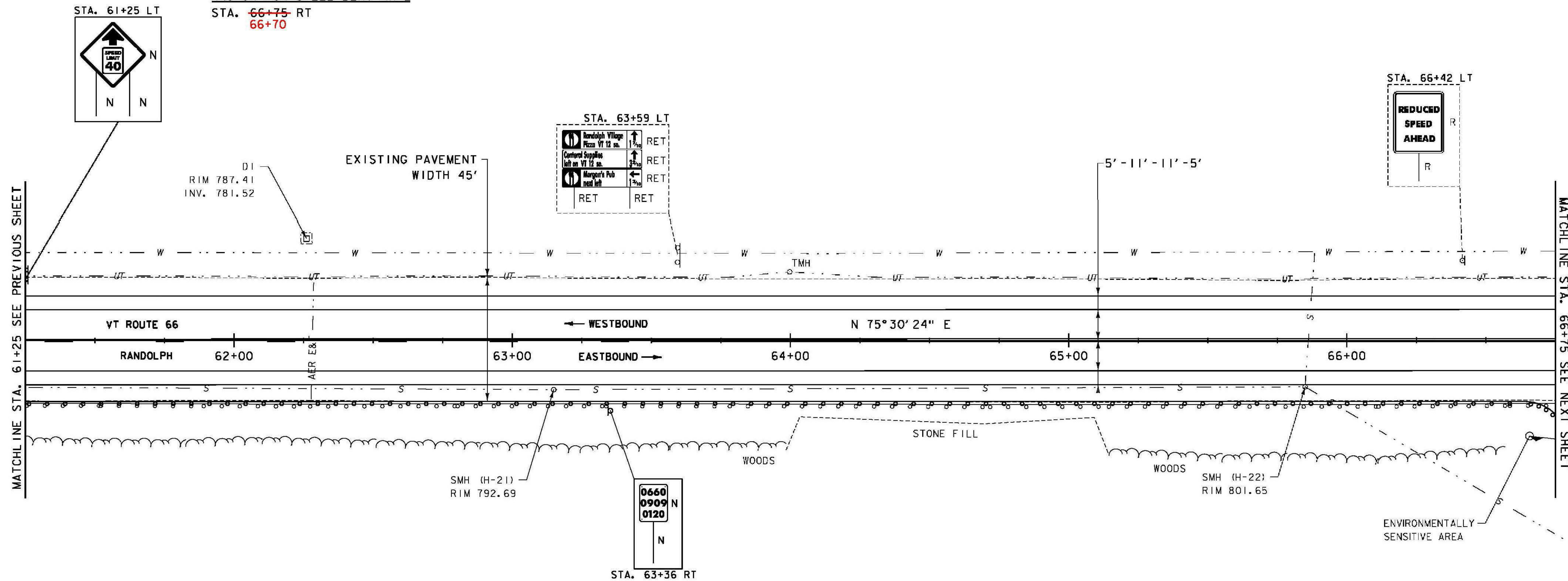

REMOVAL AND DISPOSAL OF GUARDRAIL
 STA. 61+25 - STA. 66+75 RT

REMOVING SIGNS
 AS SHOWN - I

STEEL BEAM GUARDRAIL, GALVANIZED
 STA. 61+25 - STA. 66+75 (22' RT)
 63+92

STEEL BEAM GUARDRAIL, GALVANIZED/NESTED W/8 FOOT POSTS
 STA. 61+25 - STA. 63+92 (22' RT)

ANCHOR FOR STEEL BEAM RAIL
 STA. 66+75 RT
 66+70

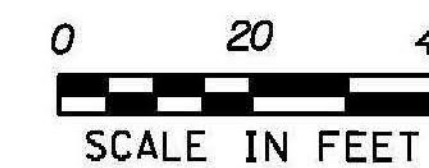


ENVIRONMENTALLY SENSITIVE LOCATIONS:

NO.	LIMITS	POS.	TYPE
1.	STA. 66+66 - STA. 66+75	RT	-

SIGN LEGEND

- R = REMOVE
- R&S = REMOVE AND SALVAGE
- RET = RETAIN
- S = SALVAGE
- N = NEW
- B-B = BACK TO BACK
- = EXISTING
- = NEW



PROJECT NAME: RANDOLPH
 PROJECT NUMBER: STP 2932 (1)

FILE NAME: z10c270.dgn
 PROJECT LEADER: C. LATHROP
 DESIGNED BY: B. BRESLEND
 PROJECT LAYOUT SHEET 8

PLOT DATE: 6/5/2014
 DRAWN BY: B. BRESLEND
 CHECKED BY: C. LATHROP
 SHEET 37 OF 276