

DURABLE 4 INCH WHITE LINE (SEE OPTION ITEMS)
STA. 49+50 - STA. 55+25 (SOLID LT & RT)

TEMPORARY 4 INCH WHITE LINE, PAINT
STA. 49+50 - STA. 55+25 (SOLID LT & RT)

REMOVAL AND DISPOSAL OF GUARDRAIL
STA. 49+50 - STA. 51+14 RT
STA. 54+28 - STA. 55+25 RT

DURABLE 4 INCH YELLOW LINE, POLYUREA
STA. 49+50 - STA. 55+25 (SOLID LT & RT)

TEMPORARY 4 INCH YELLOW LINE, PAINT
STA. 49+50 - STA. 55+25 (SOLID LT & RT)

STEEL BEAM GUARDRAIL, GALVANIZED
STA. 49+50 - STA. 51+18.75 RT
STA. 54+25 - STA. 55+25 (22' RT)

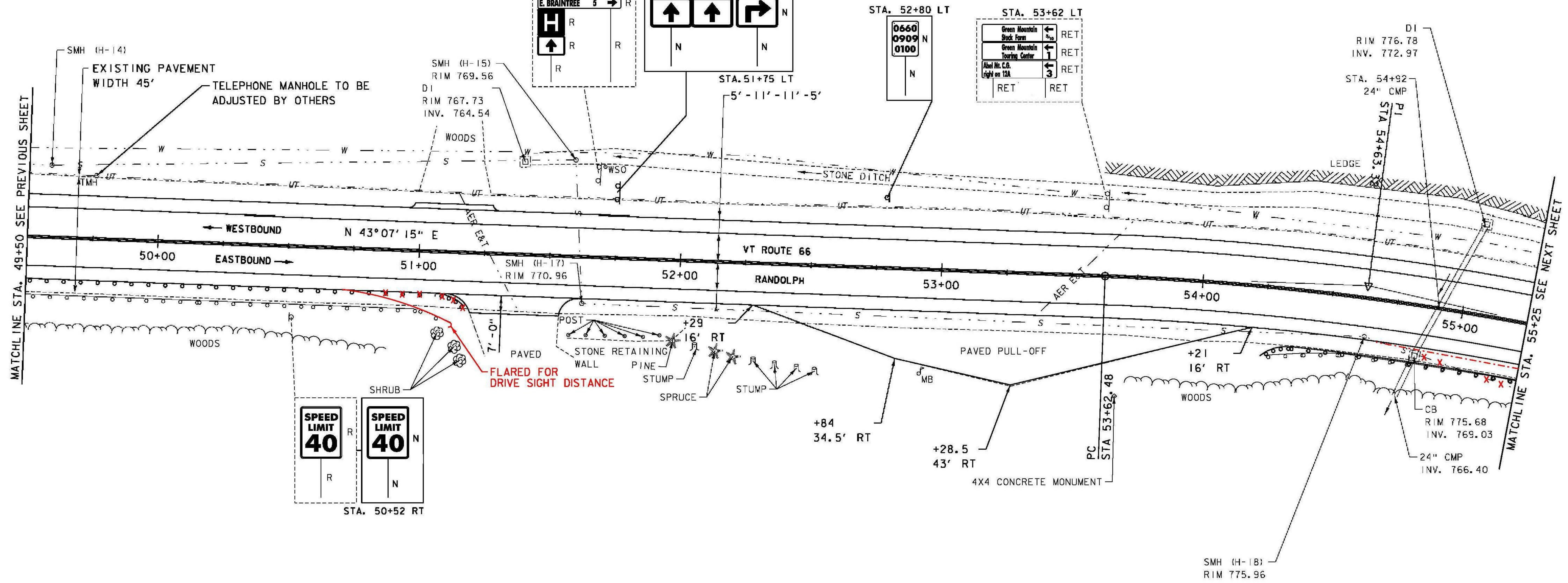
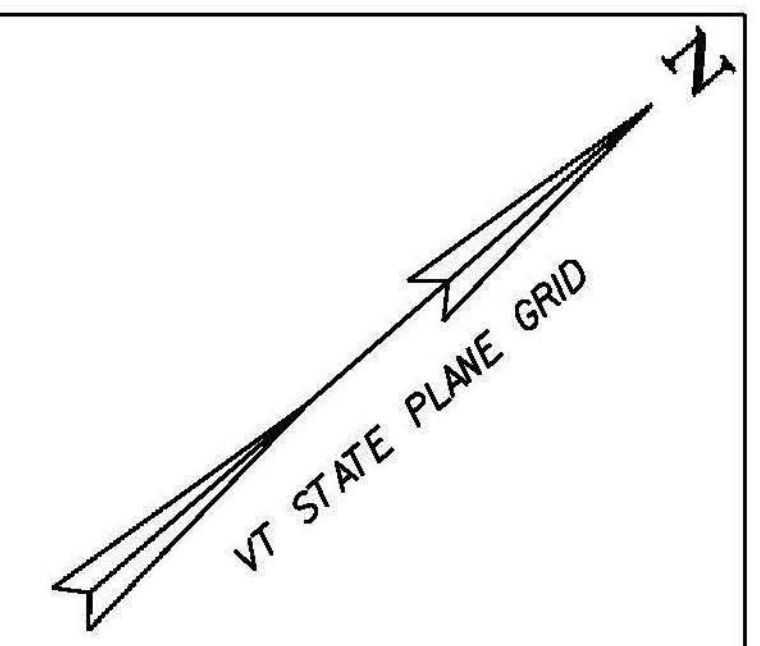
CHANGING ELEVATION OF SEWER MANHOLES
STA. 51+64 RT
STA. 54+65 RT

ANCHOR FOR STEEL BEAM RAIL
STA. 51+18.75 RT
STA. 54+25 RT

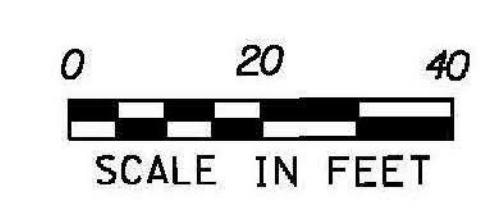
REMOVING SIGNS
AS SHOWN - 6

REHAB. DROP INLET, CATCH BASINS,
OR MANHOLES, CLASS I, CLASS II, OR CLASS III
STA. 54+85 RT MANHOLE COVER)

MILLED RUMBLE STRIPS
STA. 49+50 - STA. 55+25 CTR



SIGN LEGEND
 R = REMOVE
 R&S = REMOVE AND SALVAGE
 RET = RETAIN
 S = SALVAGE
 N = NEW
 B-B = BACK TO BACK
 --- = EXISTING
 — = NEW



PROJECT NAME: RANDOLPH
 PROJECT NUMBER: STP 2932 (1)
 FILE NAME: z10c270.dgn
 PROJECT LEADER: C. LATHROP
 DESIGNED BY: B. BRESLEND
 PROJECT LAYOUT SHEET 6
 PLOT DATE: 6/5/2014
 DRAWN BY: B. BRESLEND
 CHECKED BY: C. LATHROP
 SHEET 35 OF 276