

DURABLE 4 INCH WHITE LINE (SEE OPTION ITEMS)
 STA. 26+75 - STA. 32+50 (SOLID LT & RT)

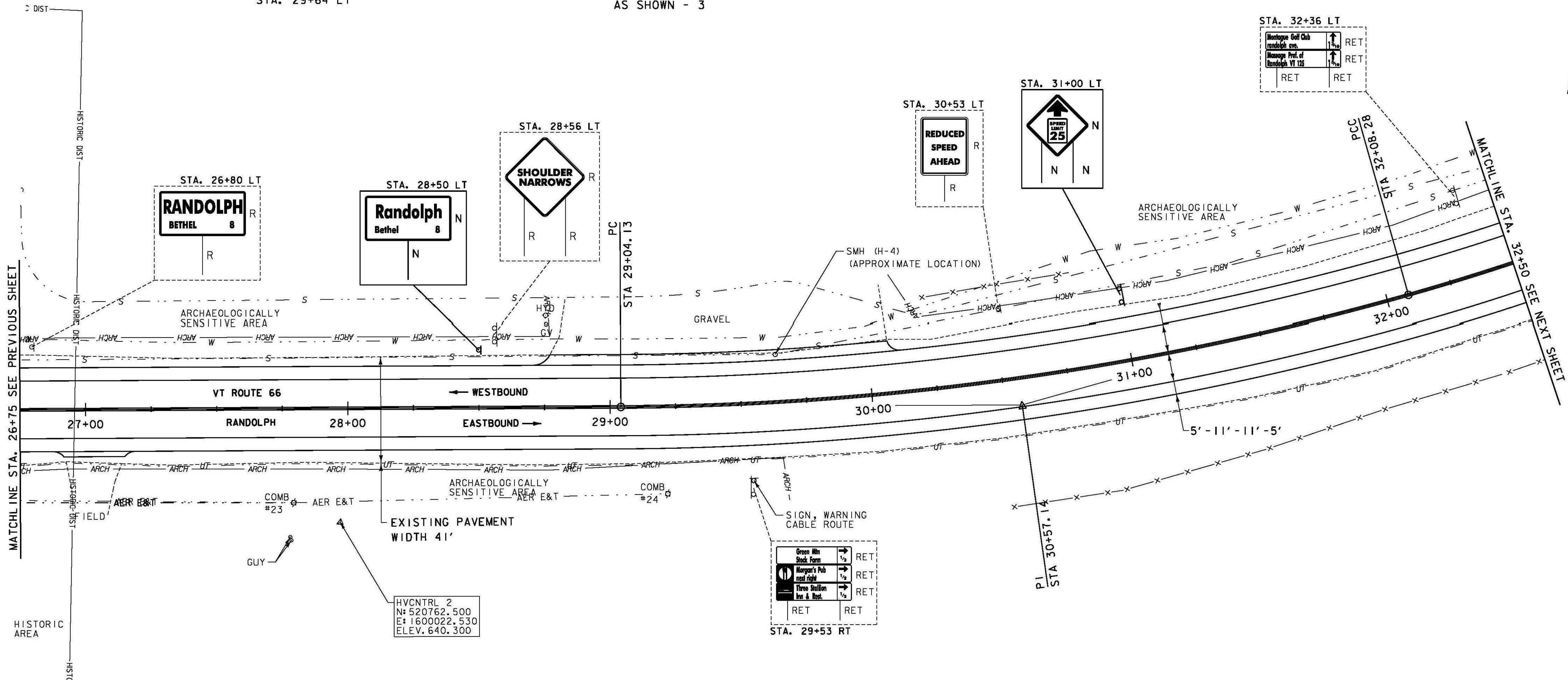
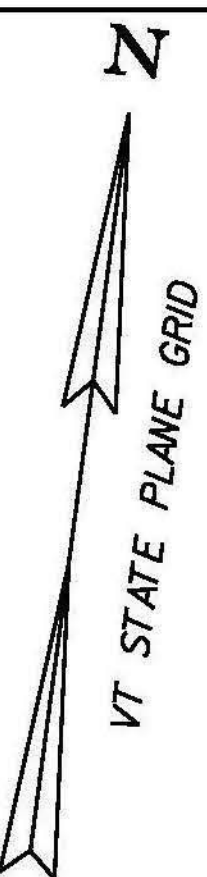
TEMPORARY 4 INCH WHITE LINE, PAINT
 STA. 26+75 - STA. 32+50 (SOLID LT & RT)

DURABLE 4 INCH YELLOW LINE, POLYUREA
 STA. 26+75 - STA. 32+50 (SOLID LT & RT)

TEMPORARY 4 INCH YELLOW LINE, PAINT
 STA. 26+75 - STA. 32+50 (SOLID LT & RT)

CHANGING ELEVATION OF SEWER MANHOLES
 STA. 29+64 LT

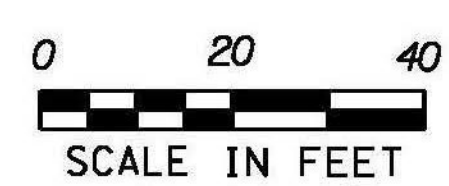
REMOVING SIGNS
 AS SHOWN - 3



MATCHLINE STA. 26+75 SEE PREVIOUS SHEET

MATCHLINE STA. 32+50 SEE NEXT SHEET

- SIGN LEGEND**
- R = REMOVE
 - R&S = REMOVE AND SALVAGE
 - RET = RETAIN
 - S = SALVAGE
 - N = NEW
 - B-B = BACK TO BACK
 - = EXISTING
 - = NEW



PROJECT NAME: RANDOLPH	PLOT DATE: 6/5/2014
PROJECT NUMBER: STP 2932 (1)	DRAWN BY: B. BRESLEND
FILE NAME: z10c270.dgn	CHECKED BY: C. LATHROP
PROJECT LEADER: C. LATHROP	SHEET 31 OF 276