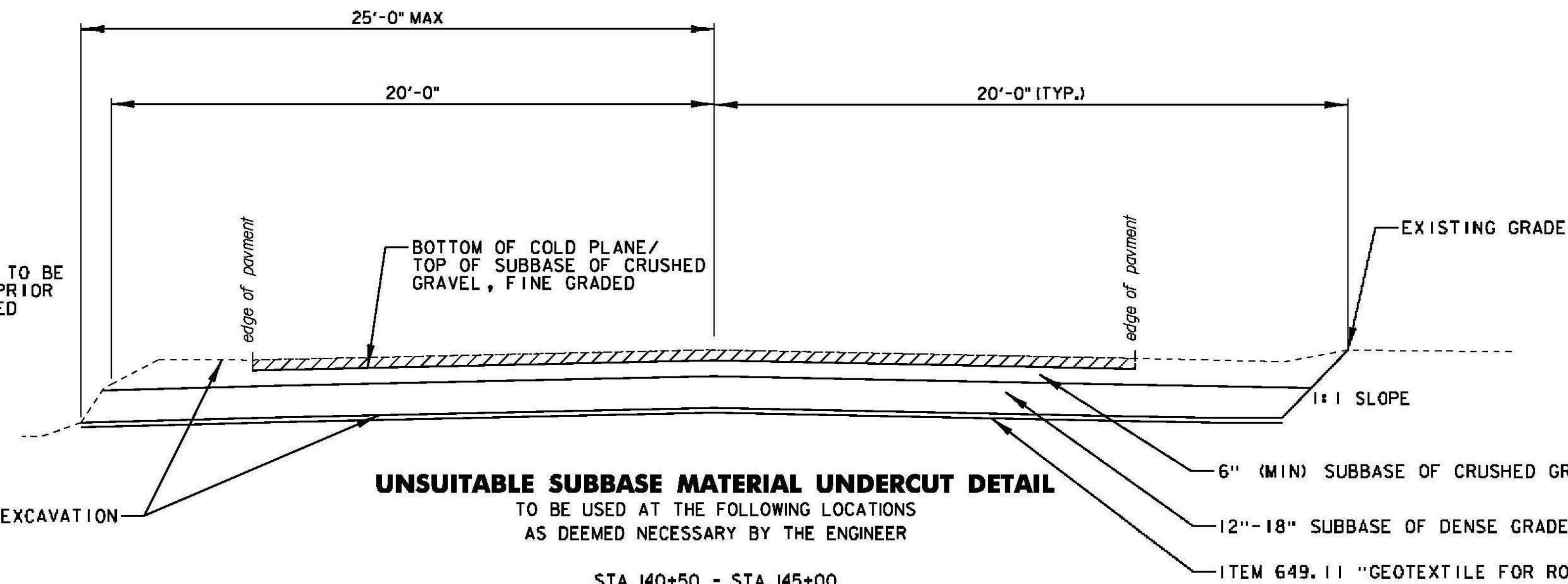


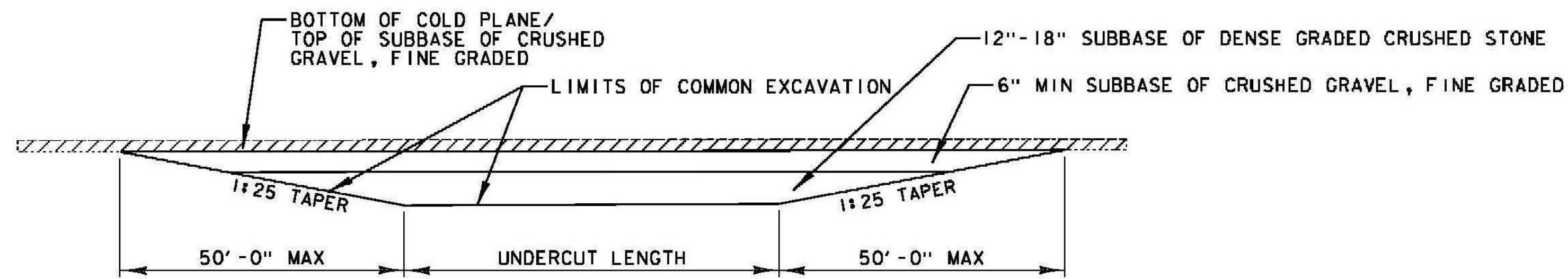
NOTE:
ALL WIDTHS AND DEPTHS TO BE APPROVED BY ENGINEER PRIOR TO WORK BEING PERFORMED



UNSUITABLE SUBBASE MATERIAL UNDERCUT DETAIL
TO BE USED AT THE FOLLOWING LOCATIONS
AS DEEMED NECESSARY BY THE ENGINEER

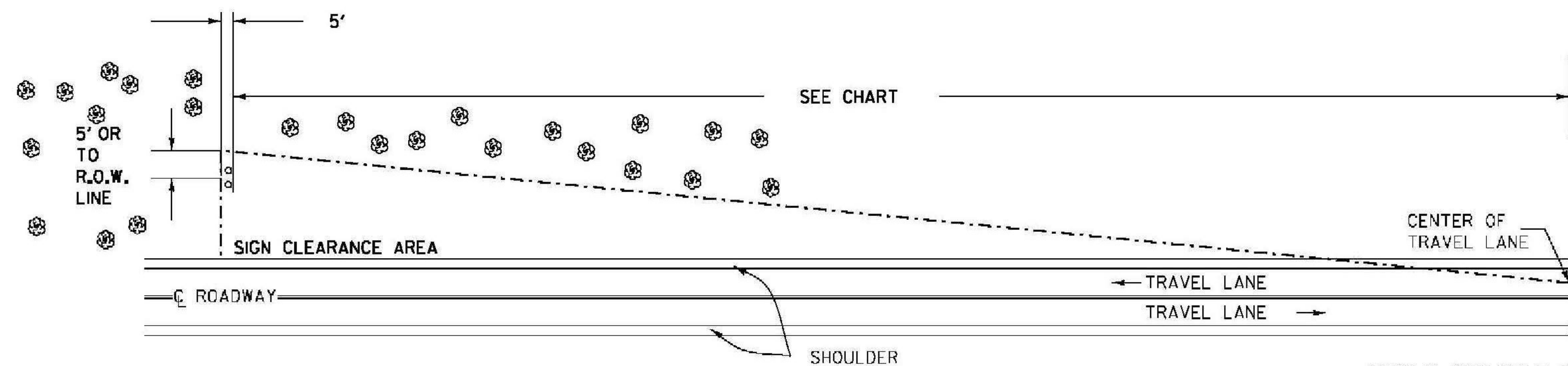
STA. 140+50 - STA. 145+00
STA. 269+50 - STA. 271+50
STA. 368+00 - STA. ~~372+00~~
378+00

SHOULD ANY OTHER AREAS BE ENCOUNTERED DURING CONSTRUCTION REQUIRING THIS WORK, THE SITE SHALL BE APPROVED BY THE VTRANS CONSTRUCTION PAVING ENGINEER PRIOR TO TREATMENT.



UNSUITABLE SUBBASE MATERIAL TRANSITION DETAIL

- NOTES:
1. UNDERCUT CANDIDATE AREAS ENCOUNTERED DURING CONSTRUCTION SHALL BE REVIEWED AND APPROVED BY THE VTRANS CONSTRUCTION PAVING ENGINEER PRIOR TO TREATMENT.
2. ALL UNDERCUTS SHALL BE FULL WIDTH.

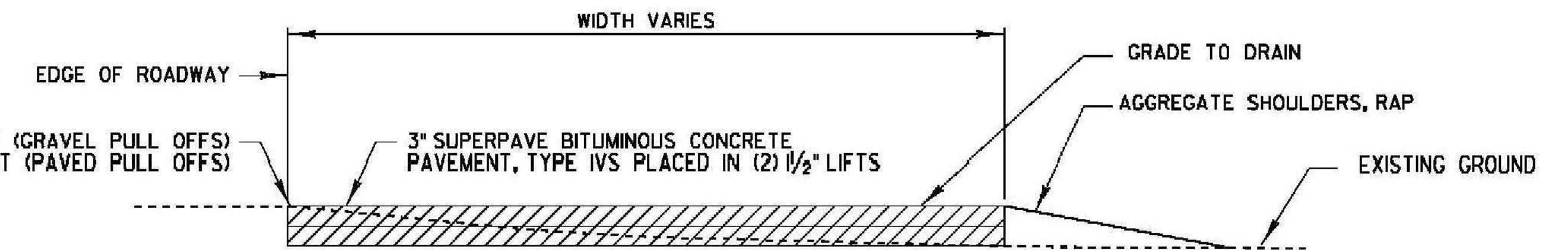


THE CONTRACTOR SHALL REMOVE ALL WOODY STEMMED GROWTH INCLUDING BRUSH, SAPLINGS AND TREE LIMBS GROWING WITHIN OR PROJECTING INTO THE CLEARANCE AREA AND DOWN TO GROUND LEVEL OR AT LEAST 10 FT BELOW THE BOTTOM OF THE SIGN. PAYMENT WILL BE INCLUDED IN THE UNIT BID PRICE FOR CONTRACT ITEM 20.10 CLEARING AND GRUBBING, INCLUDING INDIVIDUAL TREES AND STUMPS. NO CHEMICALS (POISONS OR DEFOLIANTS) ALLOWED.

THINNING AND TRIMMING FOR SIGNS DETAIL

MINIMUM SIGN SIGHT DISTANCE CHART

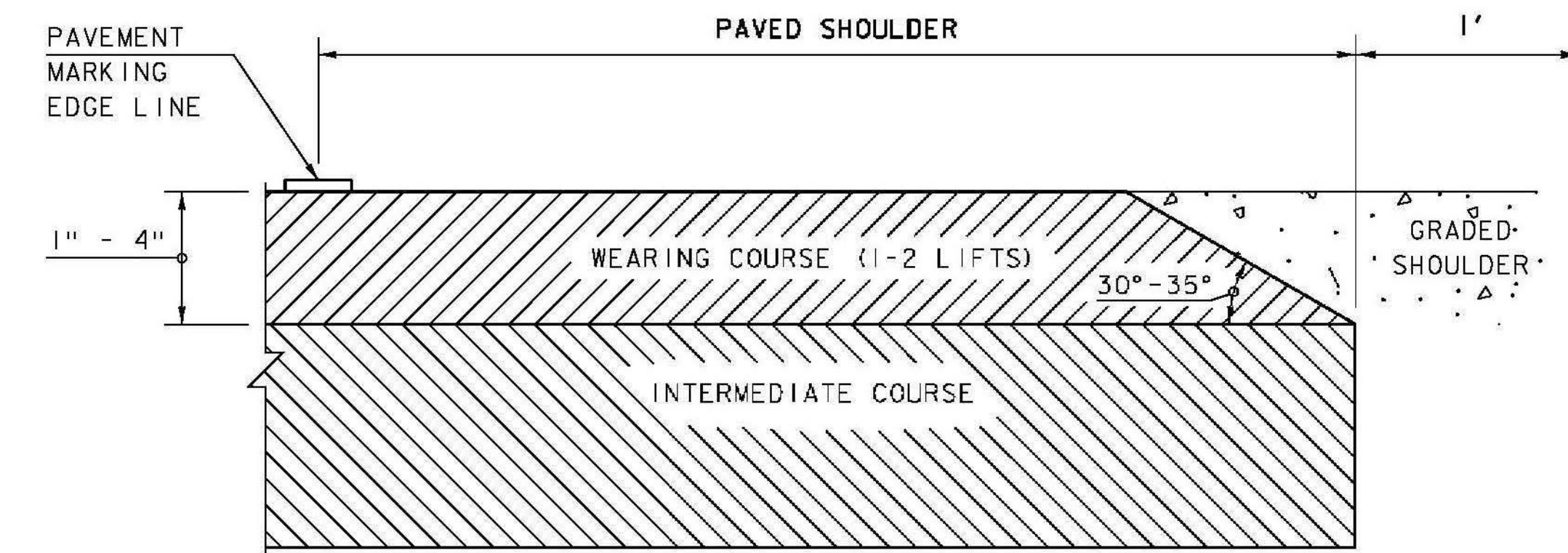
APPROACH SPEED (mph)	SIGHT DISTANCE (feet)
30 OR LESS	300
35	350
40	400
45	450
50	500
55	550



PULL OFF AREA DETAIL

RANDOLPH
STA. 388+51LT

NOTE: ANY EXCAVATION REQUIRED IN THE PULLOFF AREAS PRIOR TO PAVING SHALL BE PAID FOR UNDER ITEM 608.25 "ALL PURPOSE EXCAVATOR RENTAL, TYPE I" AND ITEM 608.37 "TRUCK RENTAL"



SAFETY EDGE DETAIL

- NOTE:
1. LEVELING COURSE MAY INCLUDE THE "SAFETY EDGE" AT THE CONTRACTOR'S CHOICE.
2. THE EDGE OF PAVEMENT SHALL BE FORMED IN SUCH A WAY THAT THE BITUMINOUS CONCRETE PAVEMENT IS EXTRUDED OR COMPRESSED TO FORM THE 30 TO 35 DEGREE ANGLE. DEVICES THAT SIMPLY STRIKE-OFF THE MIX WITHOUT PROVIDING ANY COMPACTIVE EFFORT WILL NOT BE ALLOWED.
3. THE PAVED SHOULDER EXTENDS FROM THE EDGE OF TRAVELED WAY TO THE EDGE OF THE WEARING COURSE, INCLUDING THE "SAFETY EDGE".

DETAILS ARE NOT TO SCALE

PROJECT NAME: RANDOLPH
PROJECT NUMBER: STP 2932(1)

FILE NAME: z10c270.dgn PLOT DATE: 6/5/2014
PROJECT LEADER: C. LATHROP DRAWN BY: J. GOODALL
DESIGNED BY: B. BRESLEND CHECKED BY: C. LATHROP
PROJECT TYPICAL SHEET 5 SHEET 12 OF 276