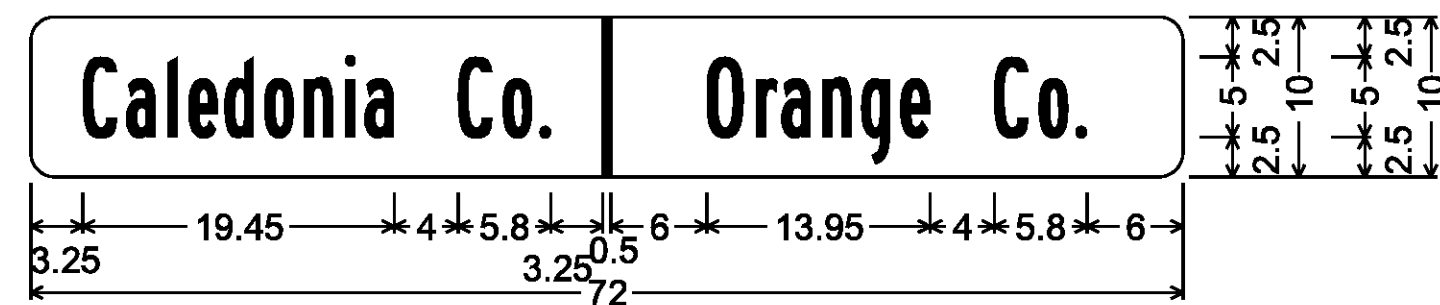
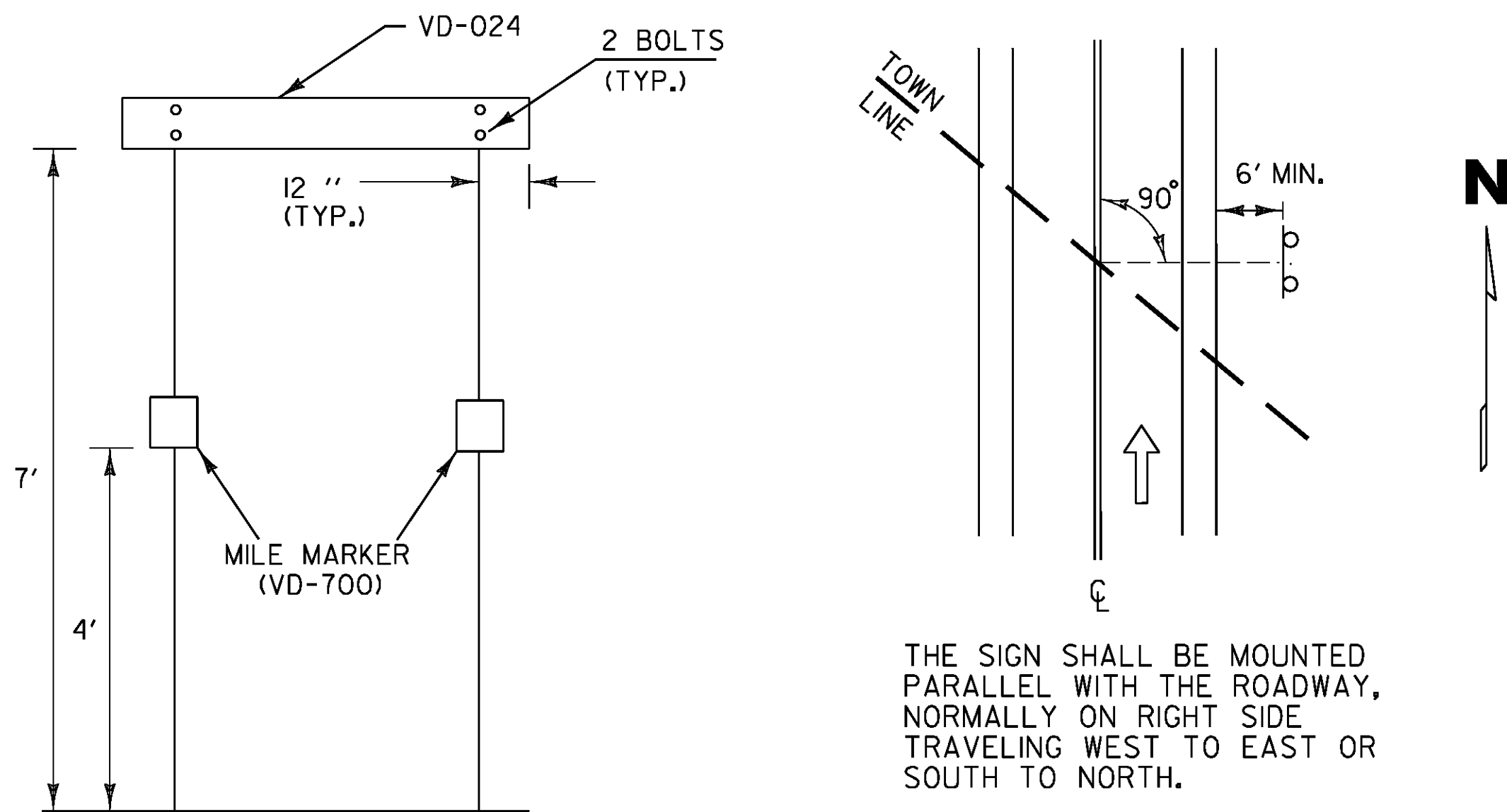


VD-024; 1.50" Radius, No border, White on Green;  
[Ryegate] C 2K; [Newbury] C 2K;



VD-025; 1.50" Radius, No border, White on Green;  
[Caledonia Co.] B 2K; [Orange Co.] B 2K;



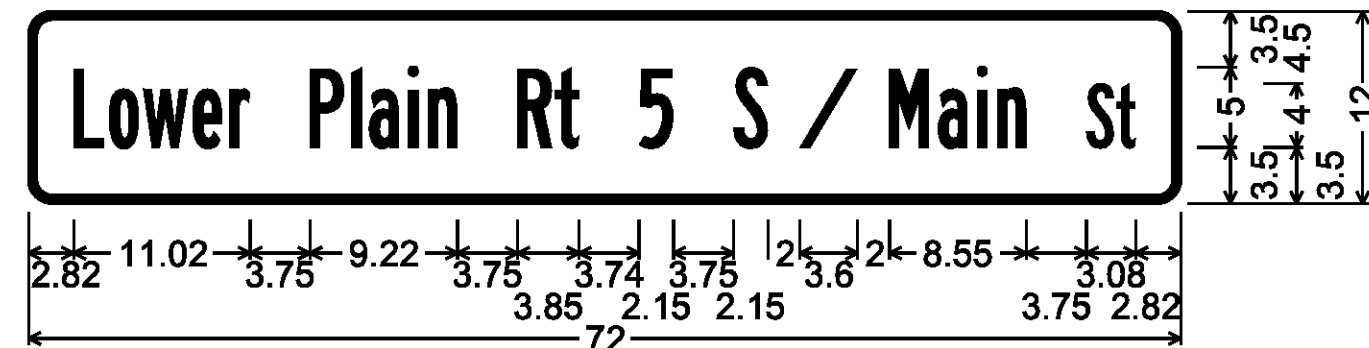
THE SIGN SHALL BE MOUNTED PARALLEL WITH THE ROADWAY, NORMALLY ON RIGHT SIDE TRAVELING WEST TO EAST OR SOUTH TO NORTH.

WHEN CROSSING COUNTY BOUNDARIES AN ADDITIONAL COUNTY LINE SIGN SHALL BE MOUNTED BELOW THE TOWN LINE SIGN MAINTAINING A SEVEN FOOT CLEARANCE.

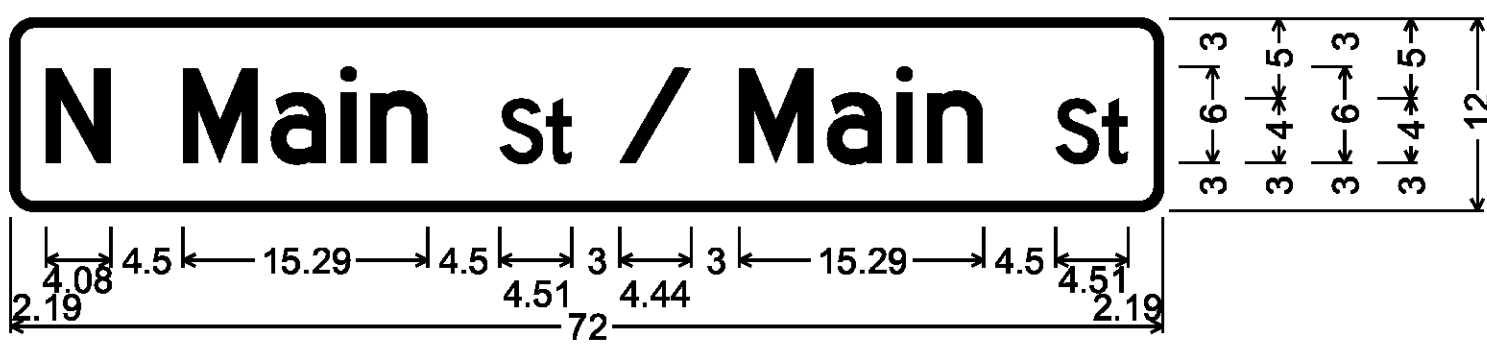
**TOWN LINE SIGN NOTES**

1. WORD TO WORD SPACING FOR MULTIPLE TEXT TOWN NAMES IS ADJUSTABLE TO ACCOMMODATE DIMENSION REQUIREMENTS.
2. DIMENSIONS SHOWN ARE APPROXIMATE AND MAY BE ADJUSTED SLIGHTLY TO ACCOMMODATE VARIOUS MANUFACTURER'S LETTER WIDTHS.
3. ALL DIMENSIONS ARE IN INCHES EXCEPT WHERE NOTED.
4. DIMENSIONS TO THE BOTTOM OF SIGN SHALL BE MEASURED FROM THE EDGE OF TRAVELED WAY.

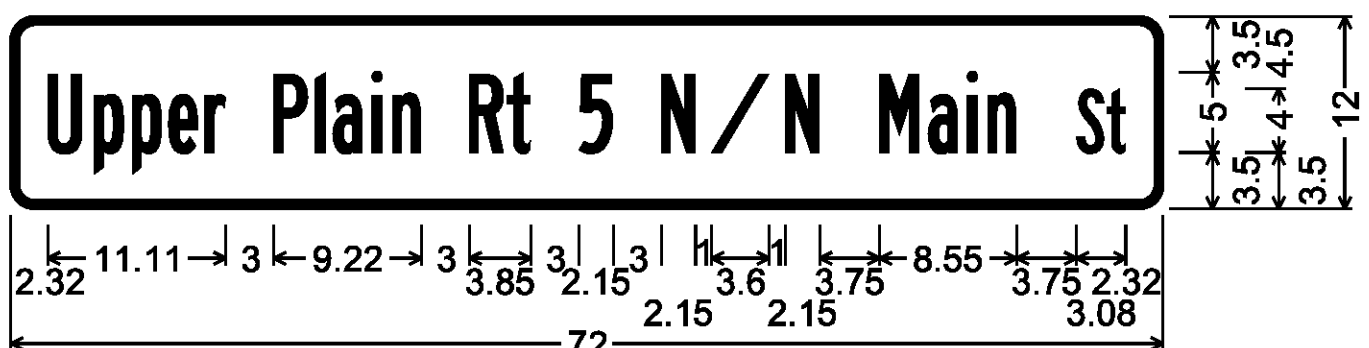
**TOWN LINE SIGN DETAILS**



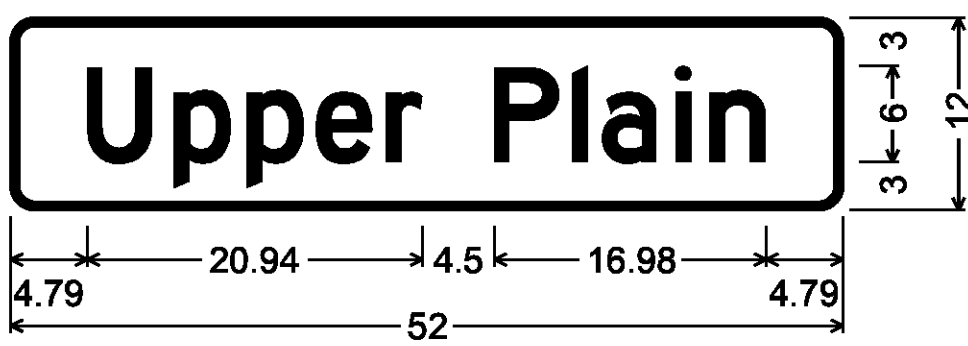
D3-1; 1.50" Radius, 0.50" Border, White on Green;  
[Lower Plain Rt 5 S] B 2K 80% spacing;  
[I] B 2K 80% spacing; [Main] B 2K 80% spacing;  
[St] B 2K 80% spacing;



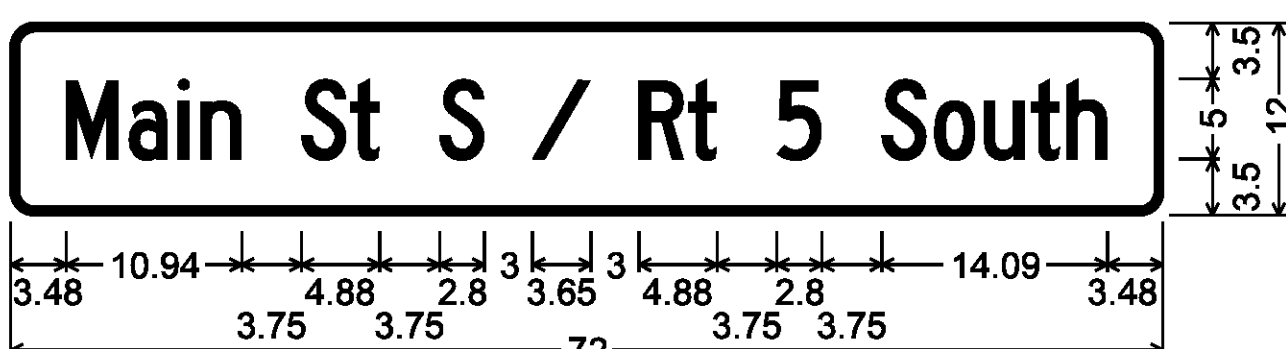
D3-1; 1.50" Radius, 0.50" Border, White on Green;  
[N Main] D 2K 80% spacing; [St] D 2K 80% spacing;  
[I] D 2K 80% spacing; [Main] D 2K 80% spacing;  
[St] D 2K 80% spacing;



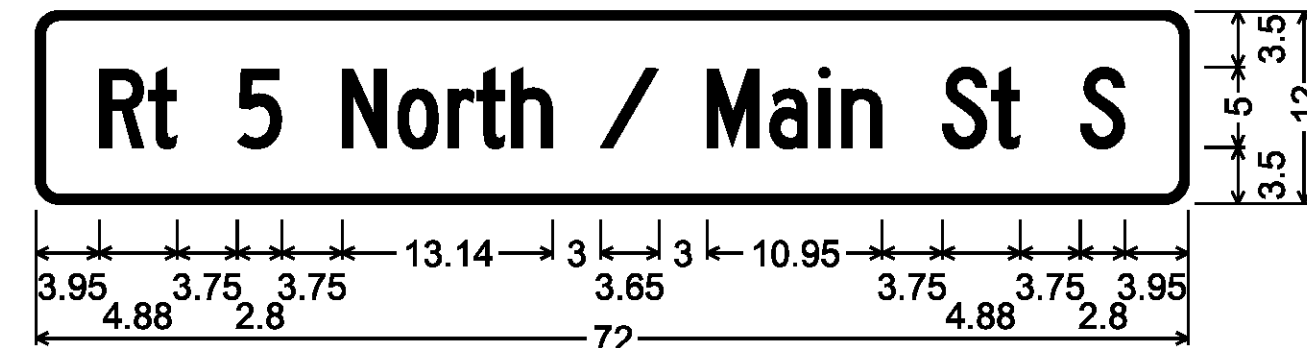
D3-1; 1.50" Radius, 0.50" Border, White on Green;  
[Upper Plain Rt 5 N] B 2K 80% spacing;  
[I] B 2K 80% spacing; [N Main] B 2K 80% spacing;  
[St] B 2K 80% spacing;



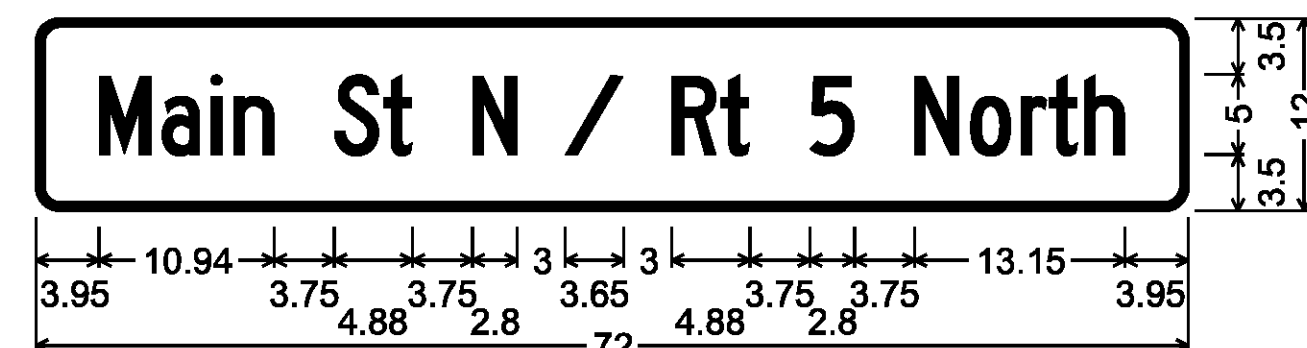
D3-1; 1.50" Radius, 0.50" Border, White on Green;  
[Upper Plain] D 2K;




D3-1; 1.50" Radius, 0.50" Border, White on Green;  
[Main St S] C 2K 80% spacing; [I] C 2K 80% spacing;  
[Rt 5 South] C 2K 80% spacing;



D3-1; 1.50" Radius, 0.50" Border, White on Green;  
[Rt 5 North] C 2K 80% spacing; [I] C 2K 80% spacing;  
[Main St S] C 2K 80% spacing;



D3-1; 1.50" Radius, 0.50" Border, White on Green;  
[Main St N] C 2K 80% spacing; [I] C 2K 80% spacing;  
[Rt 5 North] C 2K 80% spacing;



D3-1; 1.50" Radius, 0.50" Border, White on Green;  
[Town Of Newbury] C 2K;  
[Rt 5 South] C 2K;



D3-1; 1.50" Radius, 0.50" Border, White on Green;  
[Town Of Ryegate] C 2K;  
[Ryegate Rd] C 2K;

**TOWN HIGHWAY SIGNS D3-1**

TOWN HIGHWAY SIGNS SHALL BE SINGLE SIDED SIGNS AND SHALL BE INSTALLED WITH 12 INCH BRACKETS.

NOT TO SCALE

PROJECT NAME: BRADFORD-RYEGATE	PLOT DATE: 2/4/2016
PROJECT NUMBER: STP 2929(I)	DRAWN BY: W. GORDON
FILE NAME: z10c2641sdet.dgn	CHECKED BY: P. SHEDD
PROJECT LEADER: A	SHEET 231 OF 239
DESIGNED BY: N. LEMAY	
TRAFFIC SIGN DETAIL SHEET 2	