

TEMPORARY 4 INCH WHITE LINE, PAINT
 DURABLE 4 INCH WHITE LINE (OPTION ITEM)
 N 497+50 TO N 497+56 SOLID LT (NO PARKING)
 N 497+50 TO N 497+56 SOLID RT (NO PARKING)
 N 497+52 TO N 498+06 SOLID LT (PARKING)
 N 497+55 TO N 497+80 SOLID RT (PARKING)
 N 498+01 TO N 498+25 SOLID LT (NO PARKING)
 N 498+50 TO N 498+72 SOLID LT (NO PARKING)
 N 498+70 TO N 499+21 SOLID LT (PARKING)
 N 498+81 TO N 498+91 SOLID RT (NO PARKING)
 N 498+93 TO N 499+35 SOLID RT (PARKING)
 N 499+18 TO N 499+31 SOLID LT (NO PARKING)
 N 499+36 TO N 499+52 SOLID RT (NO PARKING)
 N 499+52 TO N 500+06 SOLID LT (US 302 APPROACH)
 N 499+52 TO N 500+69 SOLID LT
 N 499+71 TO N 499+82 SOLID RT (NO PARKING)
 N 499+82 TO N 500+04 SOLID RT (PARKING)
 N 500+26 TO N 500+37 SOLID RT (NO PARKING SPACES)
 N 500+31 SOLID LT (NO PARKING)
 N 500+43 SOLID LT (NO PARKING)
 N 500+37 TO N 500+79 SOLID RT (PARKING)
 N 501+34 TO N 501+47 SOLID LT
 N 501+56 TO N 502+50 SOLID LT
 N 501+56 TO N 502+38 SOLID RT
 US 302
 M 242+50 TO M 244+30 SOLID LT
 M 242+50 TO M 243+94 SOLID RT (US 302 APPROACH)
 M 243+41 TO M 244+27 SOLID RT
 M 243+41 TO M 243+53 SOLID RT (US 302 APPROACH)

TEMPORARY 4 INCH YELLOW LINE, PAINT
 DURABLE 4 INCH YELLOW LINE (OPTION ITEM)
 N 497+50 TO N 498+35 SOLID LT & RT
 N 498+45 TO N 500+67 SOLID LT & RT
 N 501+07 TO N 501+47 SOLID LT & RT
 N 501+56 TO N 502+50 SOLID LT & RT
 US 302
 M 242+50 TO M 244+09 SOLID LT & RT
 M 243+53 TO M 243+99 SOLID RT (US 302 APPROACH)

TEMPORARY 8 INCH WHITE LINE, PAINT
 DURABLE 8 INCH WHITE LINE (OPTION ITEM)
 N 500+31 TO N 500+43 SOLID LT (NO PARKING)
 TEMPORARY 24 INCH STOP BAR, PAINT
 DURABLE 24 INCH STOP BAR (OPTION ITEM)
 M 243+83 TO M 243+99 RT (US 302 APPROACH)
 M 244+09 RT

CONSTRUCT 8' X 11.5' CONCRETE RAMP TYPE 6 W/ DWS

BALDWIN MEMORIAL LIBRARY

CONSTRUCT 5' X 6.5' CONCRETE RAMP TYPE 6 W/ DWS

CONSTRUCT 5' X 6.5' CONCRETE RAMP TYPE 6 W/ DWS

TEMPORARY LETTER OR SYMBOL, PAINT
 DURABLE LETTER OR SYMBOL (OPTION ITEM)
 N 498+75 LT ACCESSIBLE PARKING SYMBOL
 US 302
 M 243+86 RT "STOP" (US 302 APPROACH)
 M 244+01 RT "STOP"

TEMPORARY CROSSWALK MARKING, PAINT
 DURABLE CROSSWALK MARKING (OPTION ITEM)
 N 498+37 TO N 498+43 LT TO RT
 N 501+51 LT TO RT

REHAB. DROP INLETS, CATCH BASINS, OR MANHOLES, CLASS I, CLASS II

N 497+86 RT
 N 498+54 LT
 N 498+64 RT
 N 499+41 LT
 N 500+35 RT
 N 500+57 LT
 N 501+47 RT
 N 501+86 LT
 US 302
 M 243+65 RT

CHANGING ELEVATION OF SEWER MANHOLES (NON-PART)
 N 498+70 RT
 N 499+25 RT
 N 498+82 LT
 N 501+08 RT
 N 501+20 LT
 US 302
 M 242+63 LT

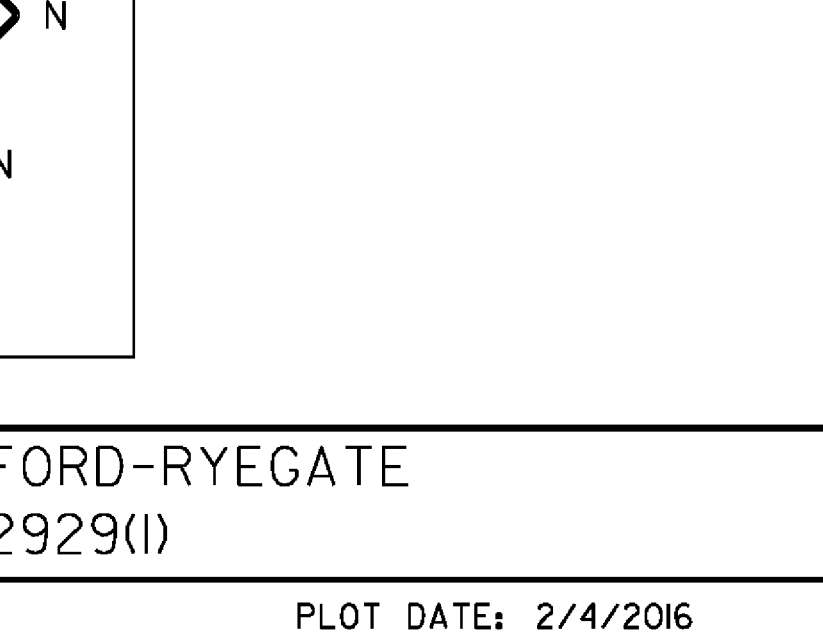
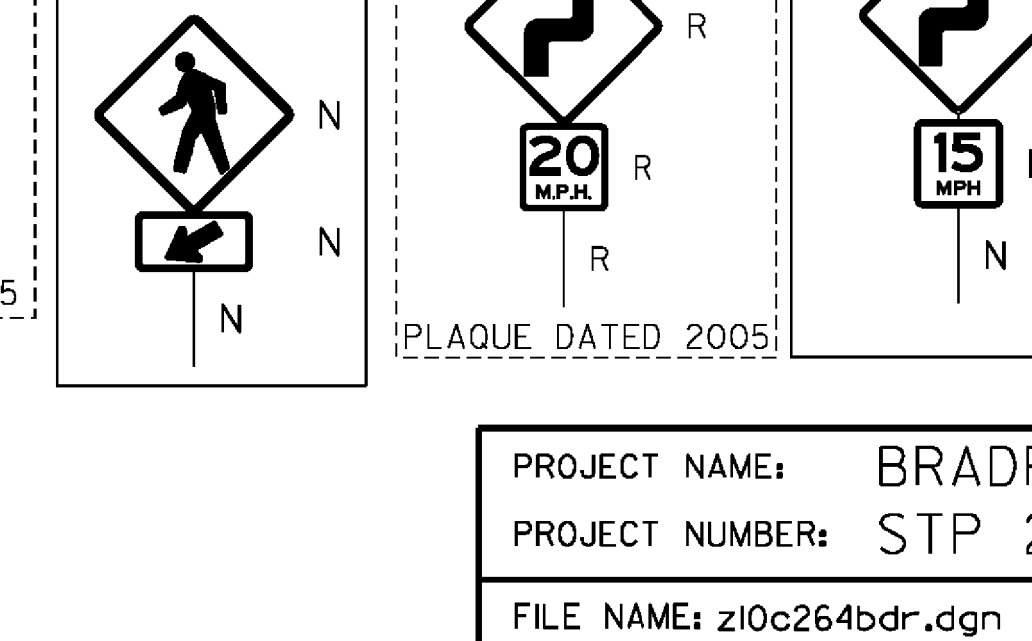
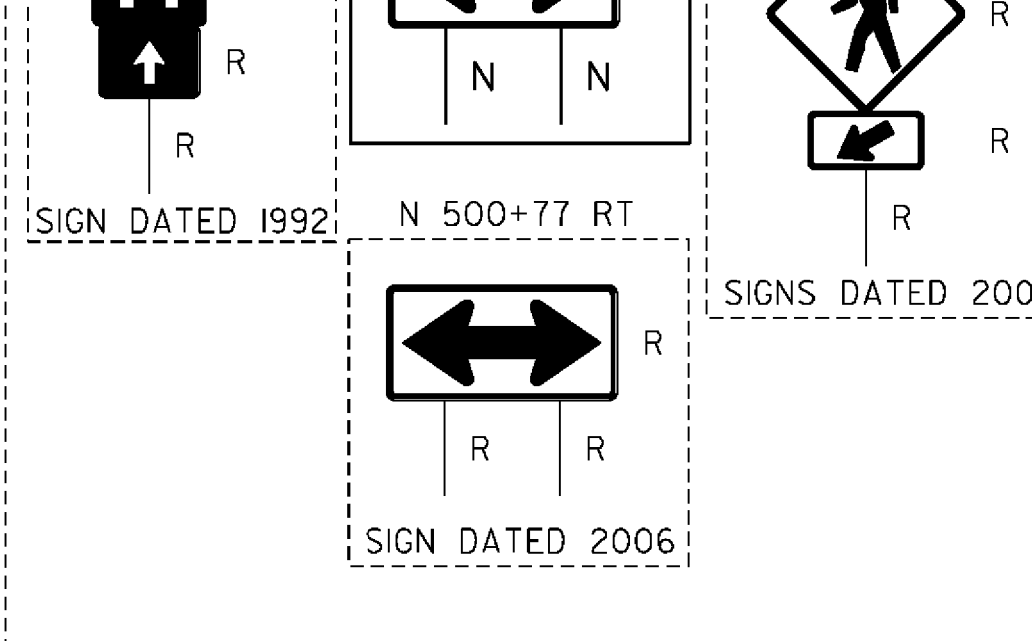
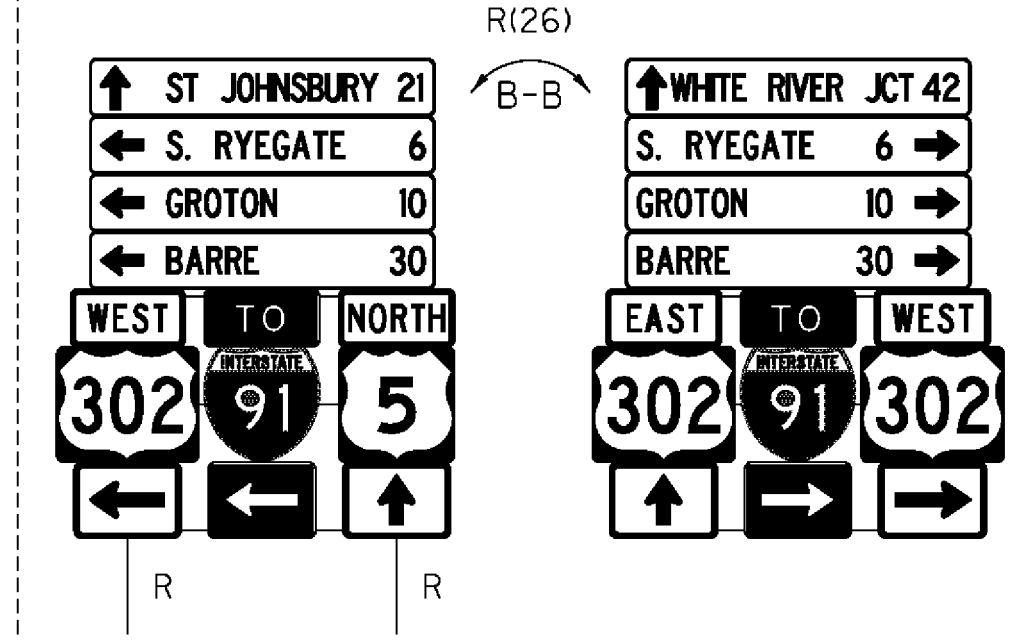
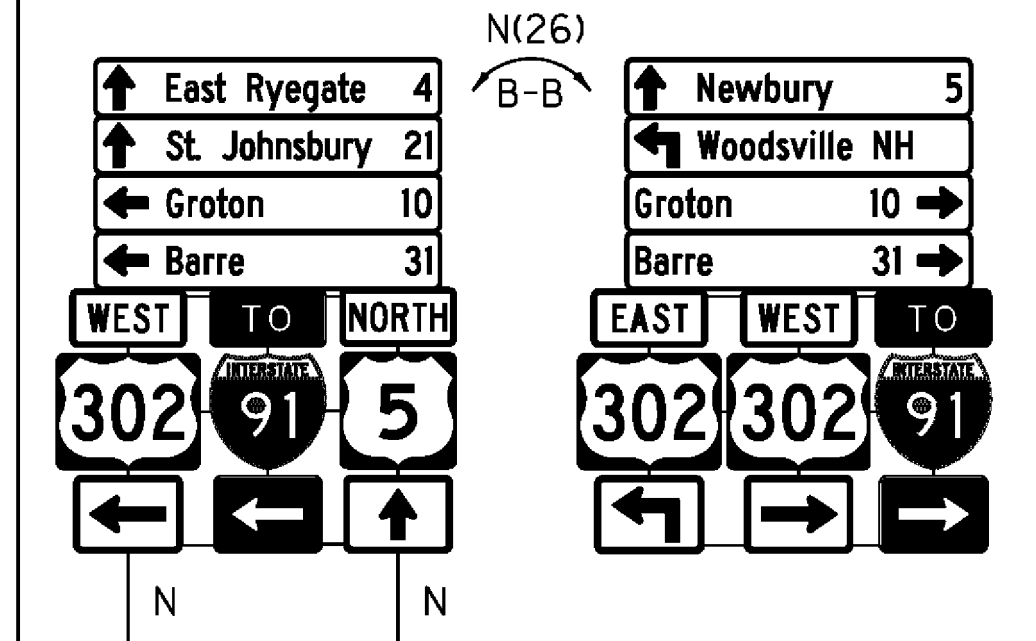
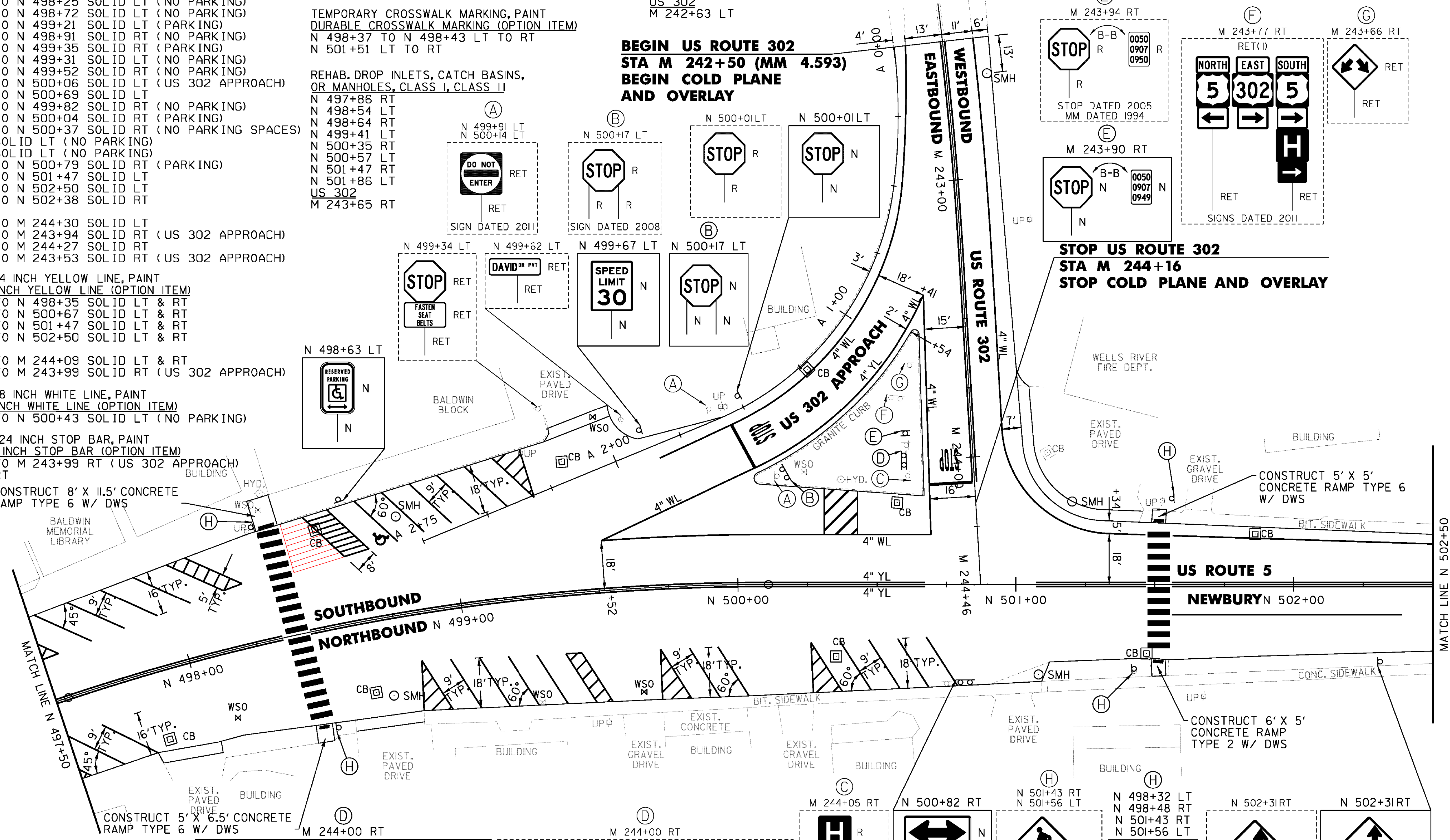
ADJUST ELEVATION OF VALVE BOX (NON-PART)
 N 498+12 RT
 N 499+25 RT
 N 499+52 LT
 N 499+64 RT

PORTLAND CEMENT CONCRETE SIDEWALK, 5 INCH
 N 498+33 TO N 498+41 LT (RAMP TYPE 6)
 N 498+39 TO N 498+46 RT (RAMP TYPE 2)
 N 501+49 TO N 501+54 RT (RAMP TYPE 2)
 N 501+49 TO N 501+54 LT (RAMP TYPE 6)

DETECTABLE WARNING SURFACE (DWS)
 N 498+37 LT
 N 498+43 RT
 N 501+51 RT
 N 501+51 LT

PAINTED CURB
 N 500+06 TO N 500+67 LT
 US 302
 M 243+53 TO M 244+13 RT
 M 243+53 TO M 244+03 RT

REMOVING SIGNS AS SHOWN - 39



PROJECT NAME: BRADFORD-RYEGATE
 PROJECT NUMBER: STP 2929(1)
 FILE NAME: z10c264bdr.dgn
 PROJECT LEADER: P. SHEDD
 DESIGNED BY: N. LEMAY
 US 5 PLAN SHEET 124
 PLOT DATE: 2/4/2016
 DRAWN BY: W. GORDON
 CHECKED BY: P. SHEDD
 SHEET 182 OF 239

NOT TO SCALE