

TEMPORARY 4 INCH WHITE LINE, PAINT  
 DURABLE 4 INCH WHITE LINE (OPTION ITEM)  
 N 265+50 TO N 271+50 SOLID LT & RT

TEMPORARY 4 INCH YELLOW LINE, PAINT  
 DURABLE 4 INCH YELLOW LINE (OPTION ITEM)  
 N 265+50 TO N 271+50 SOLID LT & RT

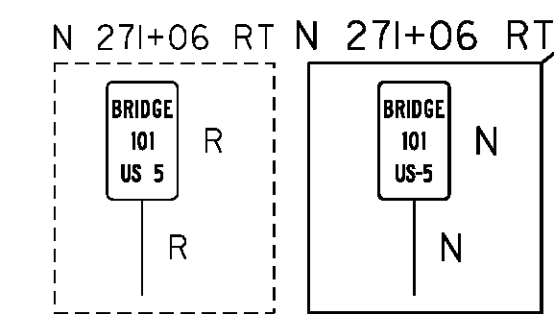
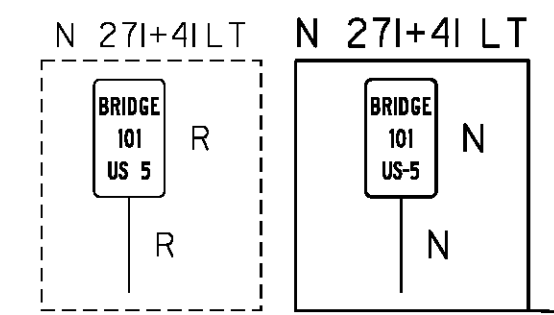
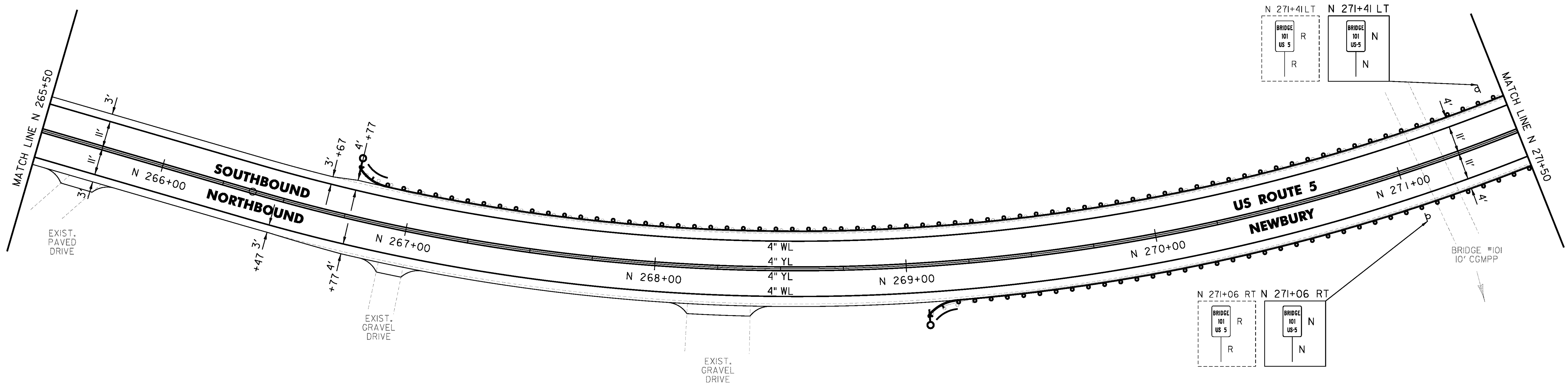
STEEL BEAM GUARDRAIL, GALVANIZED  
 N 266+77 TO N 271+50 LT  
 N 269+08 TO N 271+50 RT

REMOVING SIGNS  
 AS SHOWN - 2

ANCHOR FOR STEEL BEAM RAIL  
 2' (SEE STANDARD G-1d)

REMOVAL AND DISPOSAL OF GUARDRAIL  
 N 266+79 TO N 271+50 LT  
 N 269+08 TO N 271+50 RT

DELINEATOR WITH STEEL POST  
 N 266+77 LT  
 N 269+08 RT



CLD 14-0278

NOT TO SCALE

PROJECT NAME: BRADFORD-RYEGATE	PLOT DATE: 2/4/2016
PROJECT NUMBER: STP 2929(I)	DRAWN BY: W. GORDON
FILE NAME: z10c264bdr.dgn	CHECKED BY: P. SHEDD
PROJECT LEADER: P. SHEDD	SHEET 143 OF 239
DESIGNED BY: N. LEMAY	
US 5 PLAN SHEET 85	