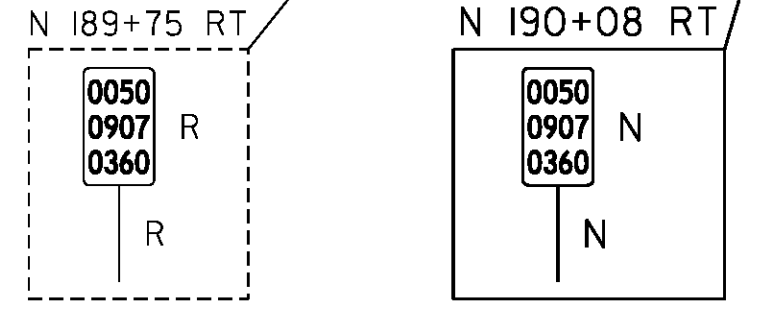
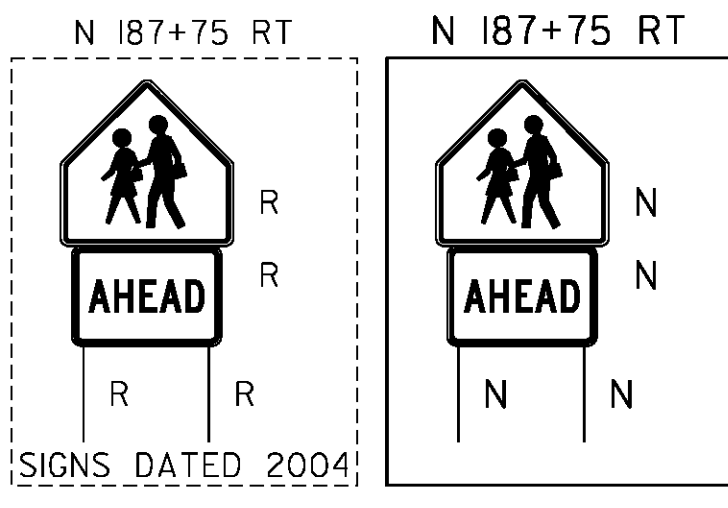
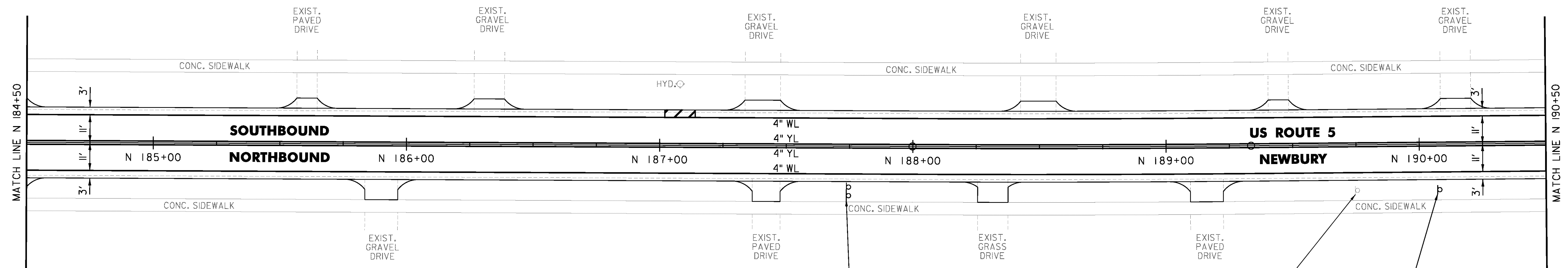


TEMPORARY 4 INCH WHITE LINE, PAINT  
 DURABLE 4 INCH WHITE LINE (OPTION ITEM)  
 N 184+50 TO N 190+50 SOLID LT & RT  
 N 187+02 LT (NO PARKING)  
 N 187+14 LT (NO PARKING)

TEMPORARY 4 INCH YELLOW LINE, PAINT  
 DURABLE 4 INCH YELLOW LINE (OPTION ITEM)  
 N 184+50 TO N 190+50 SOLID LT & RT

TEMPORARY 8 INCH WHITE LINE, PAINT  
 DURABLE 8 INCH WHITE LINE (OPTION ITEM)  
 N 187+02 TO N 187+14 LT (NO PARKING)

REMOVING SIGNS  
 AS SHOWN - 3



NOT TO SCALE

PROJECT NAME: BRADFORD-RYEGATE	PLOT DATE: 2/4/2016
PROJECT NUMBER: STP 2929(I)	DRAWN BY: W. GORDON
FILE NAME: z10c264bdr.dgn	CHECKED BY: P. SHEDD
PROJECT LEADER: P. SHEDD	SHEET 129 OF 239
DESIGNED BY: N. LEMAY	
US 5 PLAN SHEET 71	

CLD 14-0278