

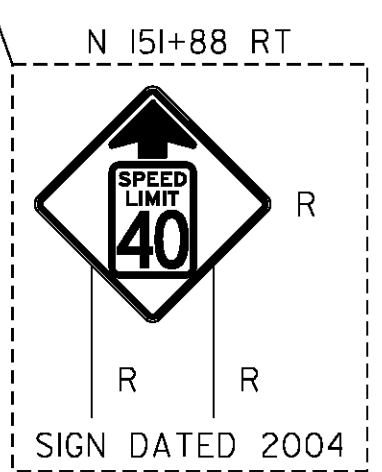
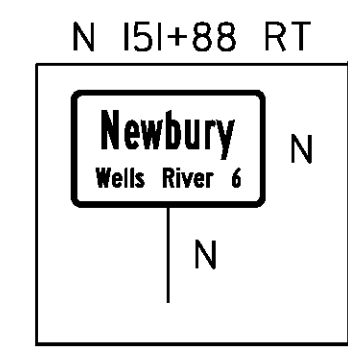
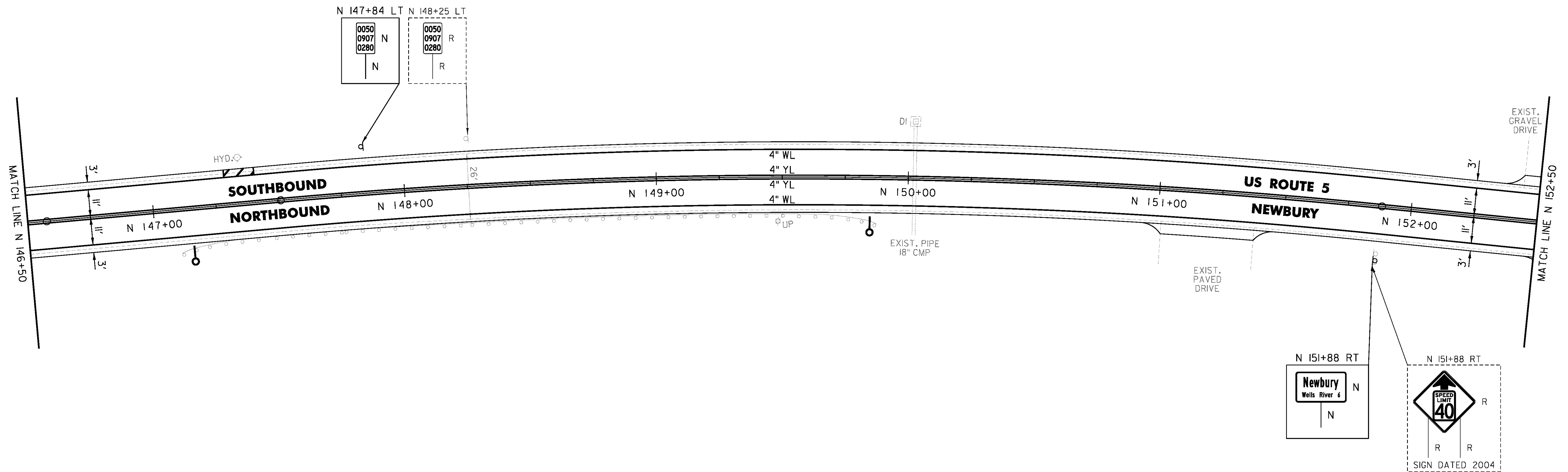
TEMPORARY 4 INCH WHITE LINE, PAINT
 DURABLE 4 INCH WHITE LINE (OPTION ITEM)
 N 146+50 TO N 152+50 SOLID LT & RT
 N 147+29 SOLID LT (NO PARKING)
 N 147+41 SOLID LT (NO PARKING)

TEMPORARY 4 INCH YELLOW LINE, PAINT
 DURABLE 4 INCH YELLOW LINE (OPTION ITEM)
 N 146+50 TO N 152+50 SOLID LT & RT

TEMPORARY 8 INCH WHITE LINE, PAINT
 DURABLE 8 INCH WHITE LINE (OPTION ITEM)
 N 147+29 TO N 147+41 SOLID LT (NO PARKING)

DELINEATOR WITH STEEL POST
 N 147+15 RT
 N 149+85 RT

REMOVING SIGNS
 AS SHOWN - 2



CLD 14-0278

NOT TO SCALE

PROJECT NAME: BRADFORD-RYEGATE	PLOT DATE: 2/4/2016
PROJECT NUMBER: STP 2929(I)	DRAWN BY: W. GORDON
FILE NAME: z10c264bdr.dgn	CHECKED BY: P. SHEDD
PROJECT LEADER: P. SHEDD	SHEET 122 OF 239
DESIGNED BY: N. LEMAY	
US 5 PLAN SHEET 64	