

REHAB. Dis. CBs OR MHS. CLASS I OR II  
STA. 99+03, RT

CHANGING ELEVATION OF SEWER MANHOLES  
STA. 97+70, RT  
STA. 99+55, RT

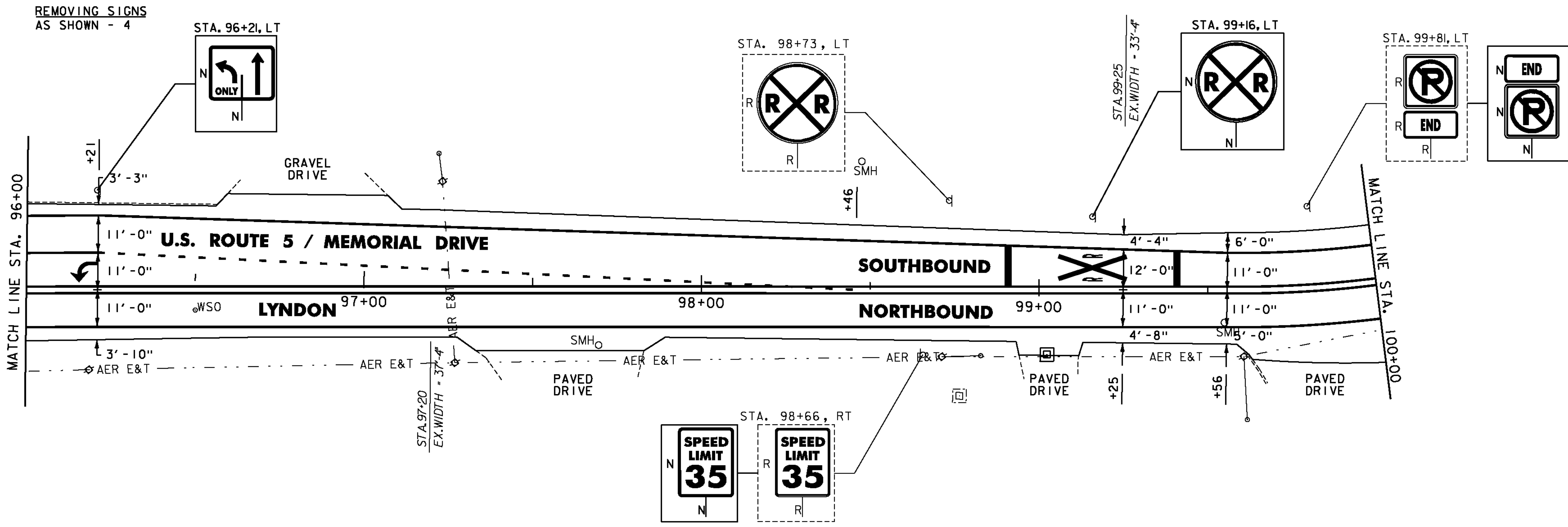
ADJUST ELEVATION OF VALVE BOX  
STA. 96+50, RT

DURABLE & TEMPORARY 4 INCH WHITE LINE  
(ALL LINES WILL INCLUDE EDGE LINE BREAKS AND RADI1 FOR SIDE ROADS)  
STA. 96+00 TO 100+00, SOLID LT & RT  
STA. 96+00 TO 96+21, SOLID LT (LANE LINE)  
STA. 96+21 TO 98+46, DOTTED LT (LANE LINE)

DURABLE & TEMPORARY 4 INCH YELLOW LINE  
(ALL LINES WILL INCLUDE C BREAKS FOR SIDE ROADS)  
STA. 96+00 TO 98+71, DOUBLE SOLID RT  
STA. 98+71 TO 100+00, SOLID LT & RT

DURABLE & TEMPORARY LETTER OR SYMBOL  
STA. 96+17, LT ARROW

DURABLE & TEMPORARY RAILROAD CROSSING SYMBOL  
STA. 99+16, LT.



REHAB. Dis. CBs OR MHS. CLASS I OR II  
STA. 102+50, RT

DURABLE & TEMPORARY 4 INCH WHITE LINE  
(ALL LINES WILL INCLUDE EDGE LINE BREAKS AND RADI1 FOR SIDE ROADS)  
STA. 100+00 TO 105+00, SOLID LT & RT

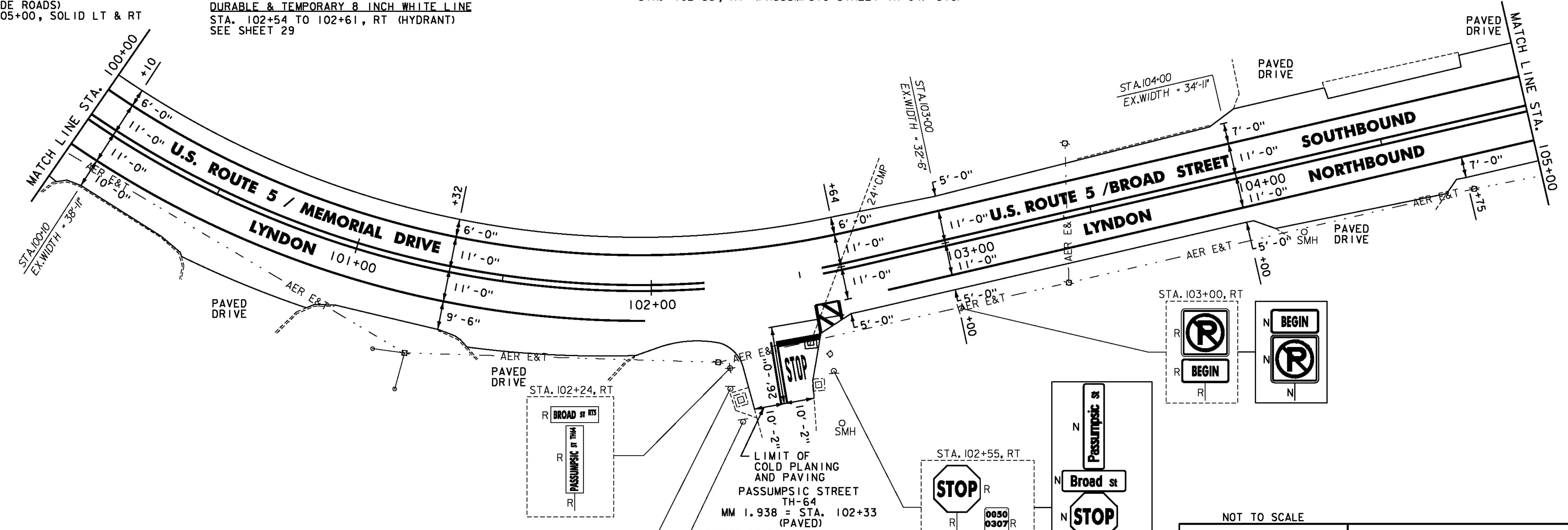
DURABLE & TEMPORARY 4 INCH YELLOW LINE  
(ALL LINES WILL INCLUDE C BREAKS FOR SIDE ROADS)  
STA. 100+00 TO 105+00, SOLID LT & RT  
STA. 102+33, DOUBLE SOLID RT (PASSUMPSIC STREET TH-64)

DURABLE & TEMPORARY 8 INCH WHITE LINE  
STA. 102+54 TO 102+61, RT (HYDRANT)  
SEE SHEET 29

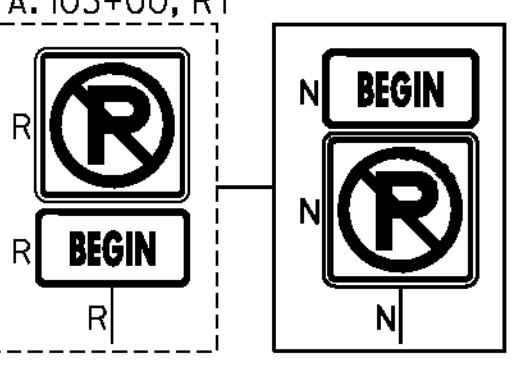
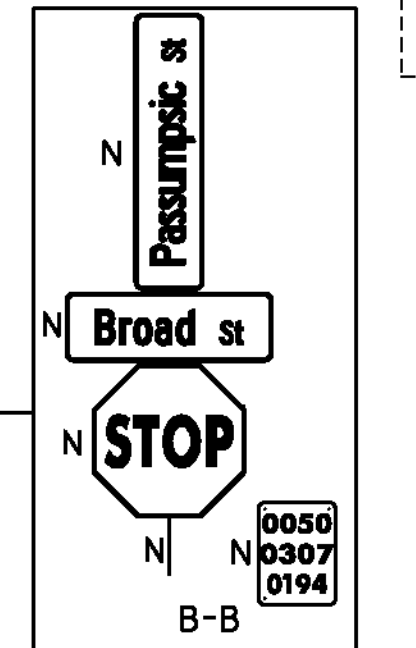
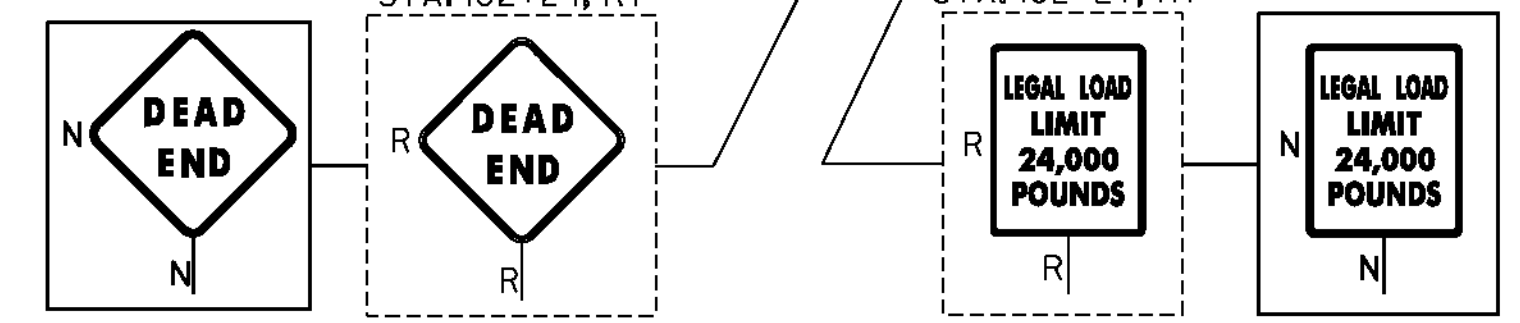
DURABLE & TEMPORARY 24 INCH STOP BAR  
STA. 102+33, RT (PASSUMPSIC STREET TH-64)

DURABLE & TEMPORARY LETTER OR SYMBOL  
STA. 102+33, RT (PASSUMPSIC STREET TH-64) "STOP"

REMOVING SIGNS  
AS SHOWN - 8



- NOTES:
- FOR LEGENDS, SEE SHEET 33.
  - ALL EXISTING SIGNS NOT SHOWN SHALL BE RETAINED.
  - DURABLE MARKINGS DETAILED ON THIS SHEET ARE OPTION BID ITEMS. SEE SHEETS 6-7.



NOT TO SCALE

**PROJECT LAYOUT SHEET #43**



PROJECT NAME: ST. JOHNSBURY-LYNDON	PLOT DATE: 10/17/2013
PROJECT NUMBER: STP 2928(I)	DRAWN BY: STANTEC
FILE NAME: p10c262.dgn	CHECKED BY: JLL
DESIGNED BY: MCF	SHEET 75 OF 133
IPARM FILE: p10c262143.i	