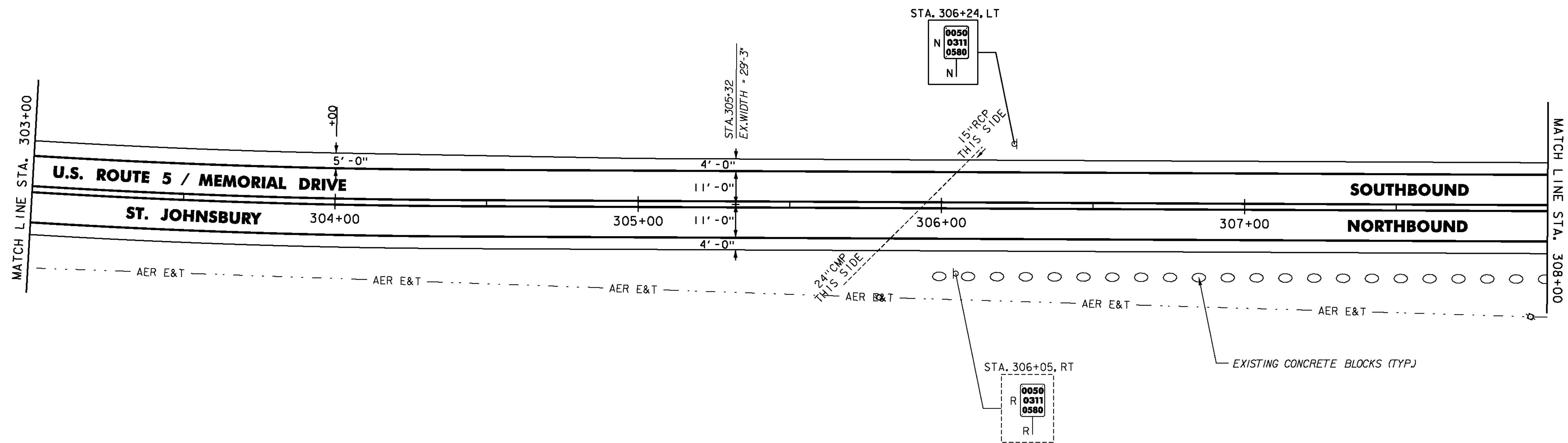


MILLED RUMBLE STRIPS
STA. 303+00 TO 308+00, ☐

DURABLE & TEMPORARY 4 INCH WHITE LINE
(ALL LINES WILL INCLUDE EDGE LINE BREAKS
AND RADII FOR SIDE ROADS)
STA. 303+00 TO 308+00, SOLID LT & RT

DURABLE & TEMPORARY 4 INCH YELLOW LINE
(ALL LINES WILL INCLUDE ☐ BREAKS FOR SIDE ROADS)
STA. 303+00 TO 308+00, SOLID LT & RT

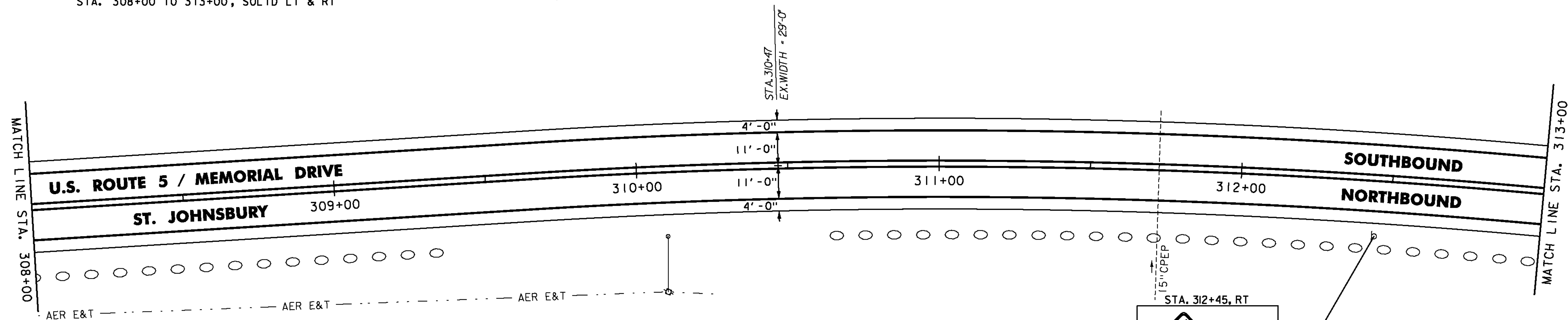
REMOVING SIGNS
AS SHOWN - 1



MILLED RUMBLE STRIPS
STA. 308+00 TO 313+00, ☐


DURABLE & TEMPORARY 4 INCH WHITE LINE
(ALL LINES WILL INCLUDE EDGE LINE BREAKS
AND RADII FOR SIDE ROADS)
STA. 308+00 TO 313+00, SOLID LT & RT

DURABLE & TEMPORARY 4 INCH YELLOW LINE
(ALL LINES WILL INCLUDE ☐ BREAKS FOR SIDE ROADS)
STA. 308+00 TO 313+00, SOLID LT & RT



NOTES:

1. FOR LEGENDS, SEE SHEET 33.
2. ALL EXISTING SIGNS NOT SHOWN SHALL BE RETAINED.
3. DURABLE MARKINGS DETAILED ON THIS SHEET ARE OPTION BID ITEMS. SEE SHEETS 6-7.
4. THE ADVISORY SPEED SHALL BE DETERMINED AS DIRECTED BY THE ENGINEER USING AN ESTABLISHED ENGINEERING PRACTICE AS LISTED IN SECTION 2C.08 OF THE MUTCD.



NOT TO SCALE

**PROJECT
LAYOUT
SHEET #20**



PROJECT NAME: ST. JOHNSBURY-LYNDON

PROJECT NUMBER: STP 2928(I)

FILE NAME: p10c262.dgn

PROJECT LEADER: JLL

DESIGNED BY: MCF

IPARM FILE: p10c262120.i

PLOT DATE: 10/17/2013

DRAWN BY: STANTEC

CHECKED BY: JLL

SHEET 52 OF 133