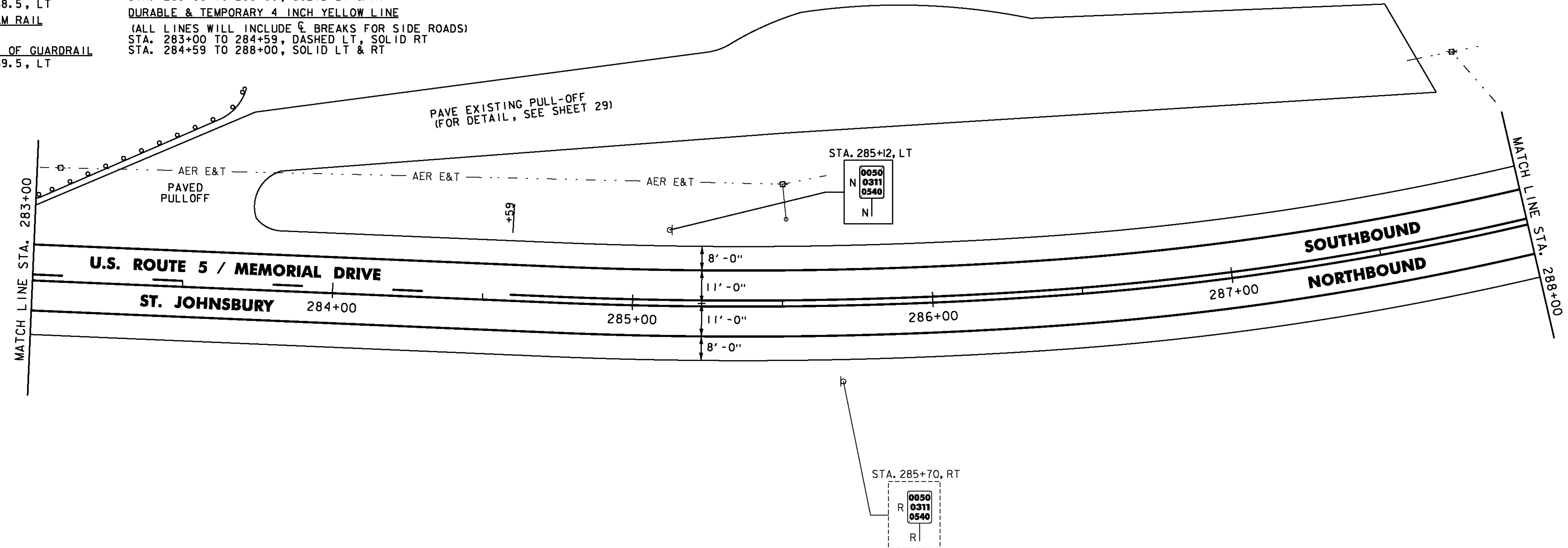


MILLED RUMBLE STRIPS  
 STA. 283+00 TO 288+00, F  
 STEEL BEAM GUARDRAIL, GALVANIZED  
 STA. 283+00 TO 283+68.5, LT  
 ANCHOR FOR STEEL BEAM RAIL  
 STA. 283+68.5, LT  
 REMOVAL AND DISPOSAL OF GUARDRAIL  
 STA. 283+00 TO 283+69.5, LT

DURABLE & TEMPORARY 4 INCH WHITE LINE  
 (ALL LINES WILL INCLUDE EDGE LINE BREAKS  
 AND RADI1 FOR SIDE ROADS)  
 STA. 283+00 TO 288+00, SOLID LT & RT  
 DURABLE & TEMPORARY 4 INCH YELLOW LINE  
 (ALL LINES WILL INCLUDE F. BREAKS FOR SIDE ROADS)  
 STA. 283+00 TO 284+59, DASHED LT, SOLID RT  
 STA. 284+59 TO 288+00, SOLID LT & RT

REMOVING SIGNS  
 AS SHOWN - 1

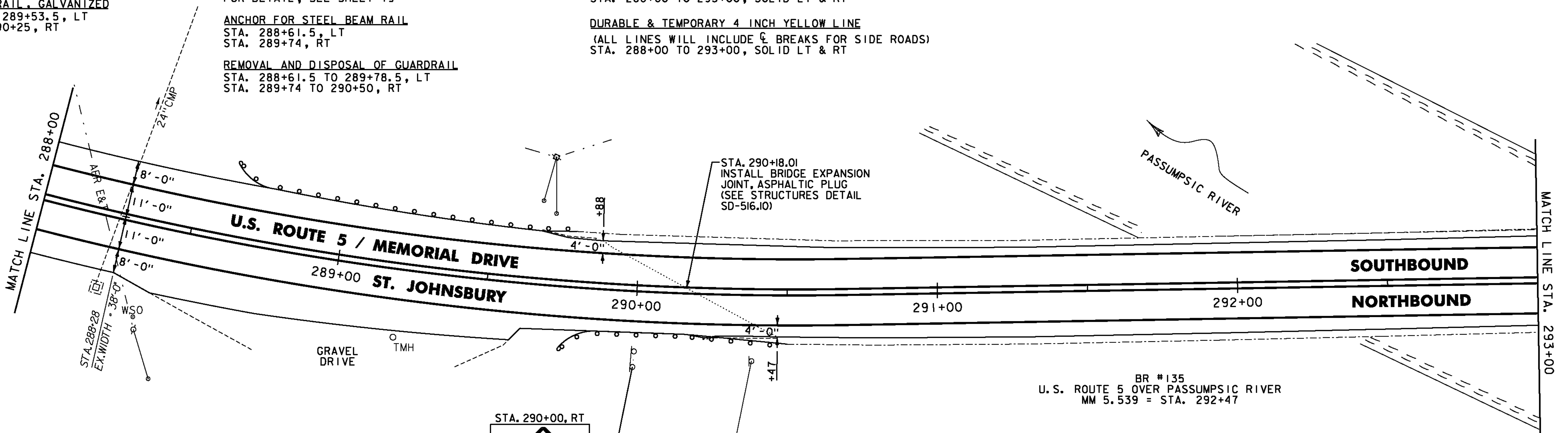


MILLED RUMBLE STRIPS  
 STA. 288+00 TO 293+00, F  
 STEEL BEAM GUARDRAIL, GALVANIZED  
 STA. 288+61.5 TO 289+53.5, LT  
 STA. 289+74 TO 290+25, RT

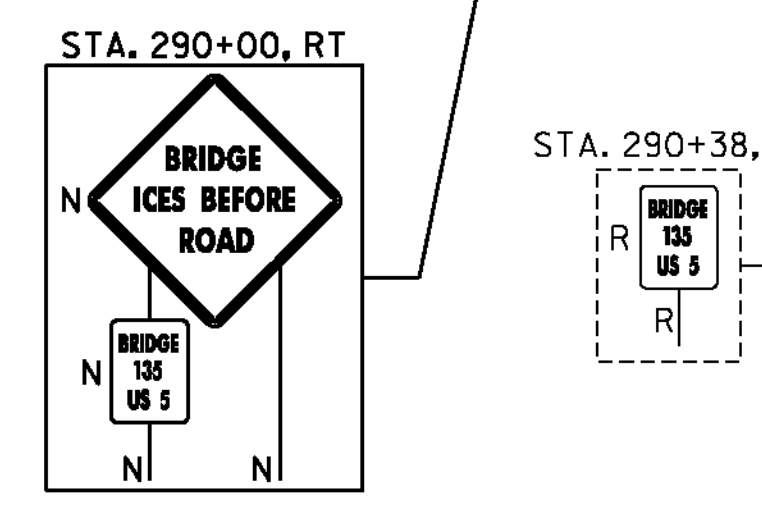
TERMINAL CONNECTOR FOR STEEL BEAM GUARDRAIL  
 STA. 289+53.5 TO 289+78.5, LT  
 STA. 290+25 TO 290+50, RT  
 FOR DETAIL, SEE SHEET 19  
 ANCHOR FOR STEEL BEAM RAIL  
 STA. 288+61.5, LT  
 STA. 289+74, RT  
 REMOVAL AND DISPOSAL OF GUARDRAIL  
 STA. 288+61.5 TO 289+78.5, LT  
 STA. 289+74 TO 290+50, RT

DURABLE & TEMPORARY 4 INCH WHITE LINE  
 (ALL LINES WILL INCLUDE EDGE LINE BREAKS  
 AND RADI1 FOR SIDE ROADS)  
 STA. 288+00 TO 293+00, SOLID LT & RT  
 DURABLE & TEMPORARY 4 INCH YELLOW LINE  
 (ALL LINES WILL INCLUDE F. BREAKS FOR SIDE ROADS)  
 STA. 288+00 TO 293+00, SOLID LT & RT

REMOVING SIGNS  
 AS SHOWN - 1



- NOTES:
- FOR LEGENDS, SEE SHEET 33.
  - ALL EXISTING SIGNS NOT SHOWN SHALL BE RETAINED.
  - DURABLE MARKINGS DETAILED ON THIS SHEET ARE OPTION BID ITEMS. SEE SHEETS 6-7.



NOT TO SCALE

<b>PROJECT LAYOUT SHEET #18</b>	PROJECT NAME: ST. JOHNSBURY-LYNDON	PLOT DATE: 10/17/2013
	PROJECT NUMBER: STP 2928(I)	DRAWN BY: STANTEC
FILE NAME: p10c262.dgn	DESIGNED BY: MCF	CHECKED BY: JLL
IPARM FILE: p10c262118.i		SHEET 50 OF 133