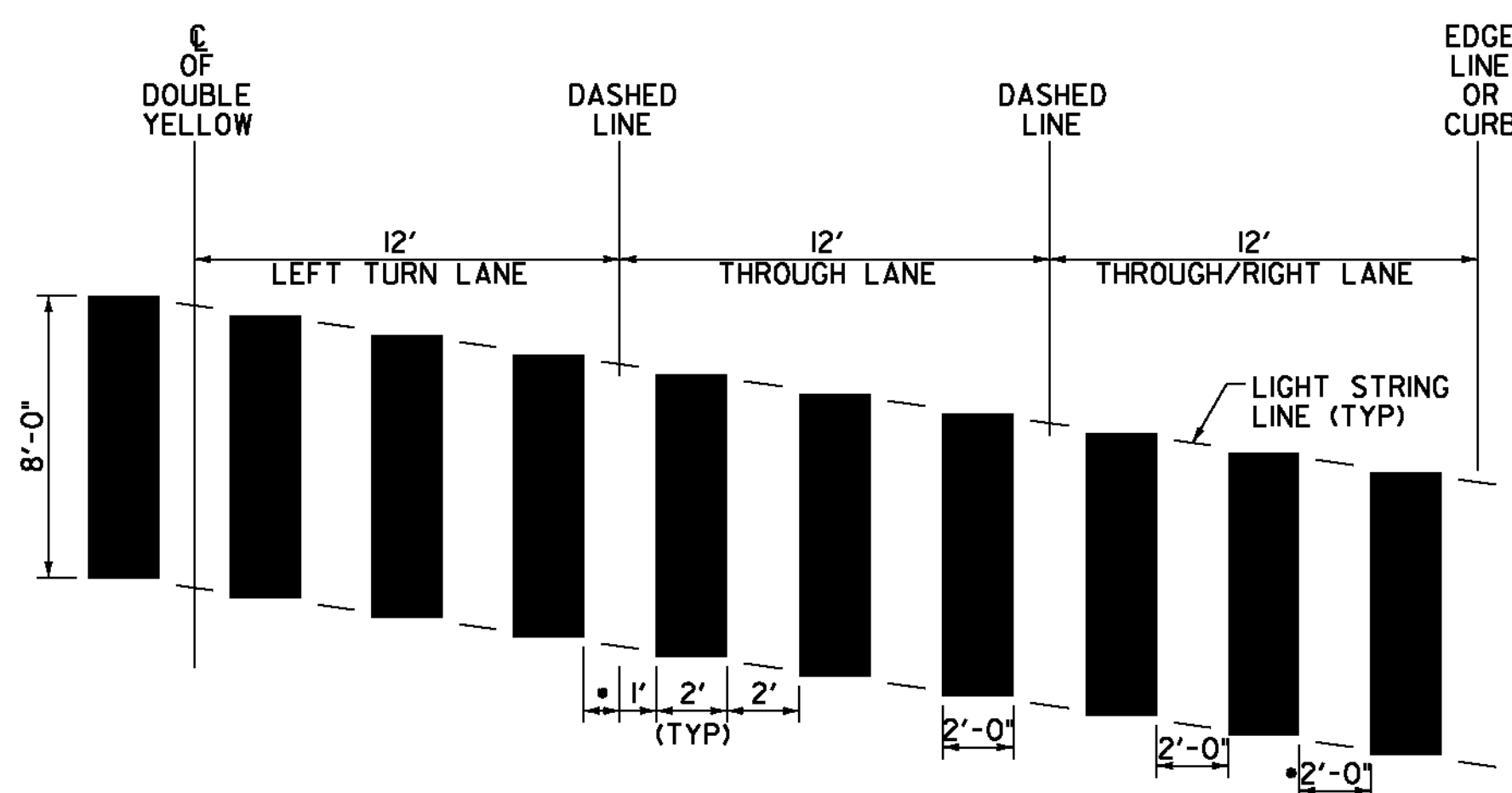
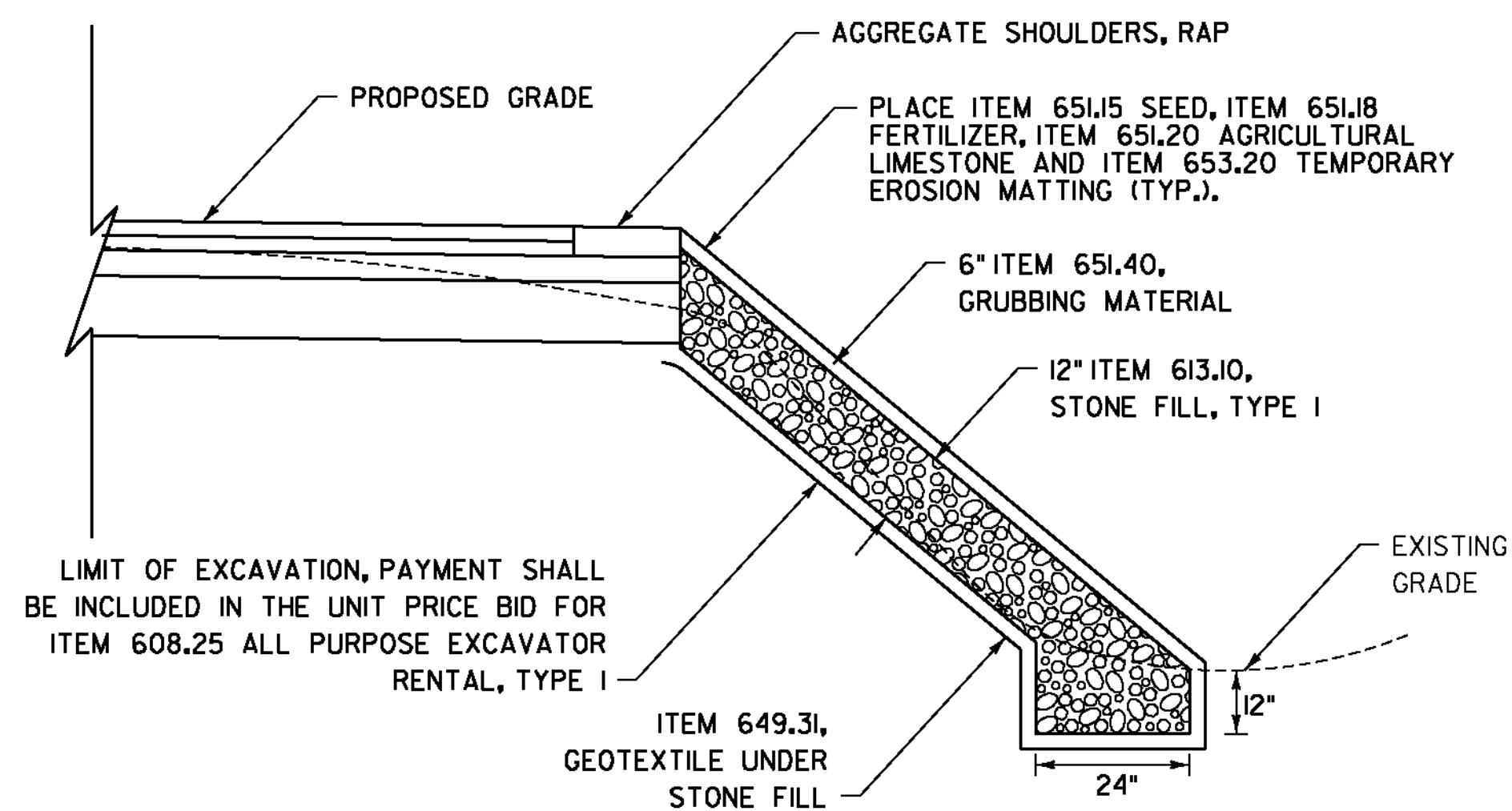


• ADJUST SPACING (12"-24") TO AVOID WHEEL PATHS  
**BLOCK PATTERN CROSSWALK DETAIL**  
 SEE LAYOUT SHEETS 33-88 FOR LOCATIONS.  
 ALL BLOCK PATTERN CROSS WALKS SHALL BE  
 INSTALLED PARALLEL WITH WHEEL PATHS.



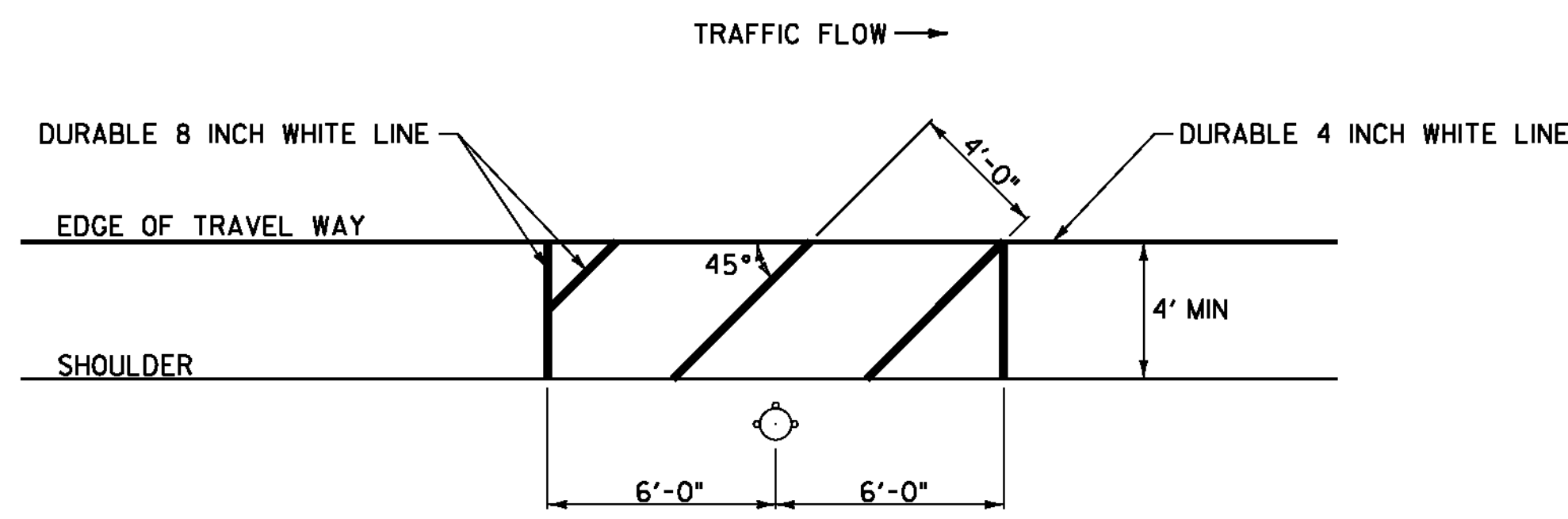
**SKewed CROSSWALK PATTERN DETAIL**  
 • MAY VARY WITH 11' OR 12' LANE



**STONE FILL, TYPE I FOR SLOPE STABILIZATION DETAIL**

NOTES:  
 1. STONE FILL TO BE PLACED ON SLOPES 1:1.5 OR STEEPER

- U.S. ROUTE 5
- ST. JOHNSBURY STA. 159+27 TO 159+43, LT
- ST. JOHNSBURY STA. 166+78 TO 167+23, LT
- ST. JOHNSBURY STA. 175+72 TO 175+97, LT
- ST. JOHNSBURY STA. 188+86 TO 189+42, LT
- ST. JOHNSBURY STA. 213+24 TO 214+22, LT
- ST. JOHNSBURY STA. 214+75 TO 214+89, LT
- ST. JOHNSBURY STA. 216+58 TO 217+17, LT
- ST. JOHNSBURY STA. 324+27 TO 324+40, RT
- ST. JOHNSBURY STA. 332+21 TO 332+36, RT
- LYNDON STA. 15+87 TO 16+07, RT

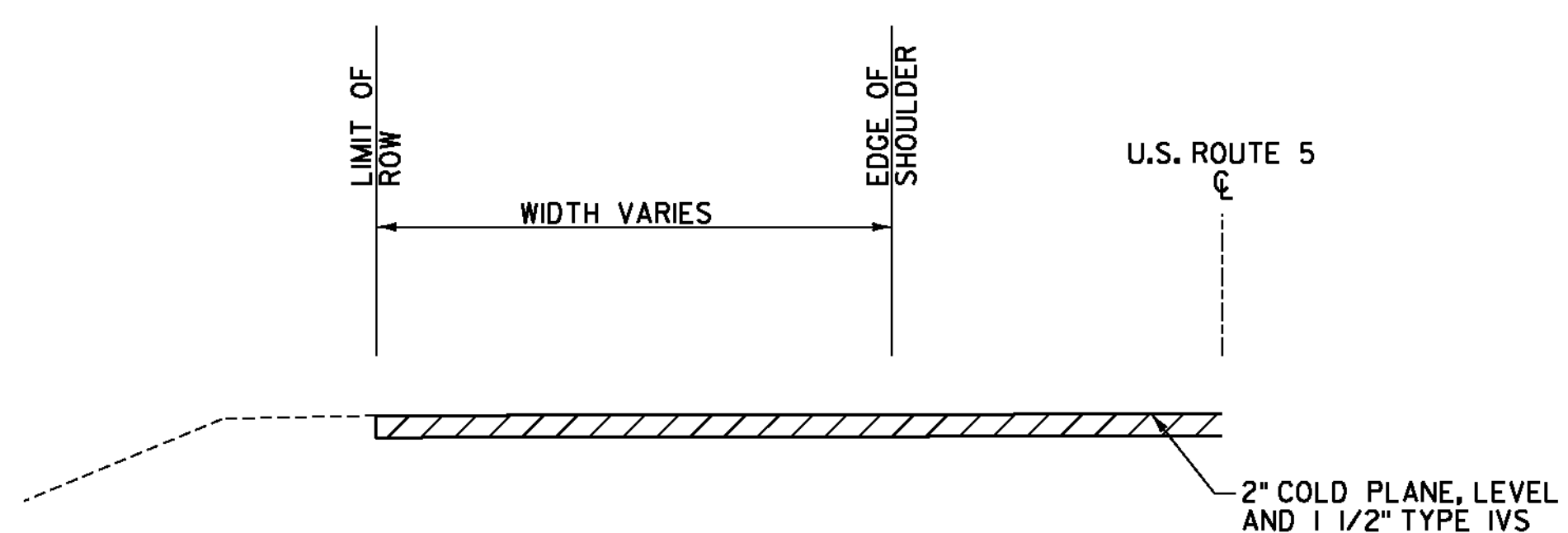


**FIRE HYDRANT PAVEMENT MARKING DETAIL**

- U.S. ROUTE 5
- ST. JOHNSBURY STA. 155+14, RT
- ST. JOHNSBURY STA. 189+12, RT
- ST. JOHNSBURY STA. 206+16, RT
- ST. JOHNSBURY STA. 224+04, RT
- ST. JOHNSBURY STA. 242+75, RT
- ST. JOHNSBURY STA. 257+51, RT
- ST. JOHNSBURY STA. 301+98, RT
- ST. JOHNSBURY STA. 316+87, RT
- ST. JOHNSBURY STA. 342+81, LT
- ST. JOHNSBURY STA. 379+53, LT
- LYNDON STA. 54+16, RT
- LYNDON STA. 70+54, LT
- LYNDON STA. 73+07, LT
- LYNDON STA. 95+70, LT
- LYNDON STA. 102+55, RT
- LYNDON STA. 105+77, RT
- LYNDON STA. 114+56, RT
- LYNDON STA. 135+19, LT

**NOTE:**

THE CONTRACTOR SHALL ADJUST THE PLACEMENT OF THE FIRE HYDRANT PAVEMENT MARKINGS TO MEET THE EXISTING SITE CONSTRAINTS AS DIRECTED BY THE ENGINEER.



**EXISTING PAVED PULL-OFF DETAIL IN COLD PLANE AREAS**

U.S. ROUTE 5 ST. JOHNSBURY STA. 285+12, LT.  
 U.S. ROUTE 5 ST. JOHNSBURY STA. 334+48, RT.

**PAVED PULL-OFF NOTES:**

1. GRADE EXISTING GRAVEL PULL-OFF AS NECESSARY TO PROVIDE A SMOOTH SURFACE OR AS DIRECTED BY THE ENGINEER. PAYMENT SHALL BE MADE UNDER ITEM 608.15 POWER GRADER RENTAL. ANY EXCAVATION REQUIRED, SHALL BE PAID AS ITEM 203.15 COMMON EXCAVATION.
2. AN ESTIMATED QUANTITY OF ITEM 900.675 SPECIAL PROVISION (HAND-PLACED BITUMINOUS CONCRETE MATERIAL, DRIVES) HAS BEEN INCLUDED FOR USE AS DIRECTED BY THE ENGINEER WHERE THE PULL-OFFS TIE INTO U.S. ROUTE 5.

NOT TO SCALE

NOTE:  
 DURABLE MARKINGS DETAILED ON THIS SHEET ARE OPTION BID ITEMS.  
 SEE SHEETS 6-7

**MISCELLANEOUS  
 DETAIL  
 SHEET #1**

PROJECT NAME: ST. JOHNSBURY-LYNDON  
 PROJECT NUMBER: STP 2928(1)

FILE NAME: p10c262.dgn  
 PROJECT LEADER: JLL  
 DESIGNED BY: MCF  
 IPARM FILE: p10c262md01.i

PLOT DATE: 10/17/2013  
 DRAWN BY: STANTEC  
 CHECKED BY: JLL  
 SHEET 29 OF 133

