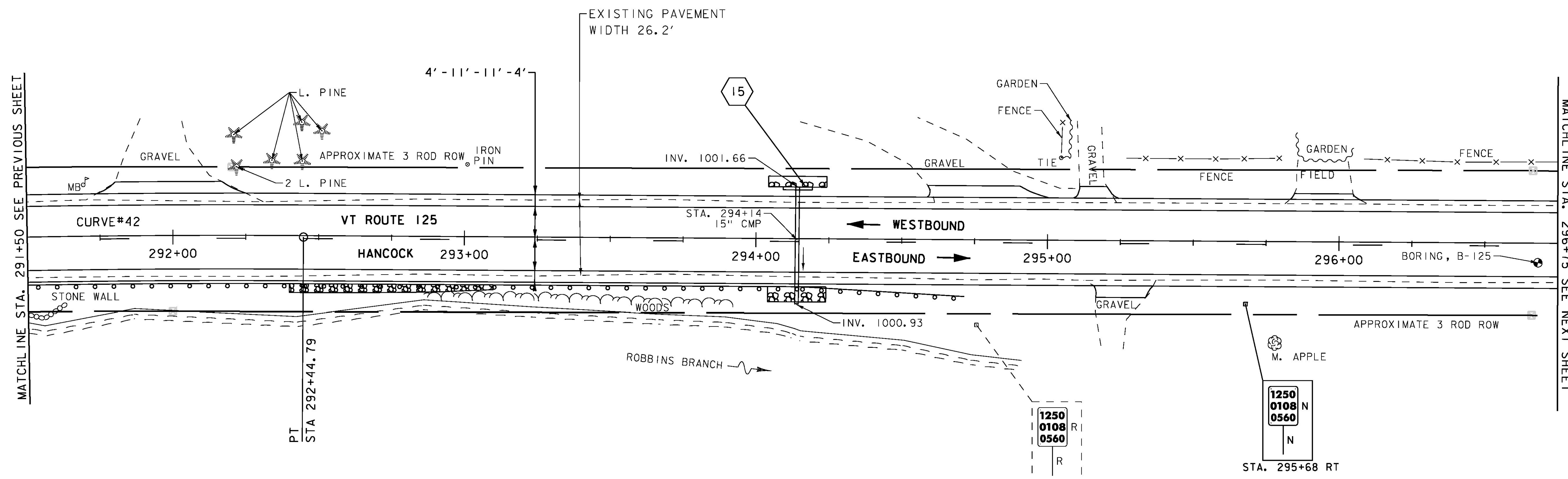
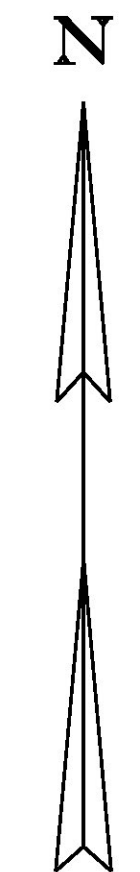


STONE FILL, TYPE I
 STA. 292+40 - STA. 293+10 RT
 STONE FILL, TYPE II
 STA. 294+04 - STA. 294+24 LT
 STA. 294+04 - STA. 294+24 RT

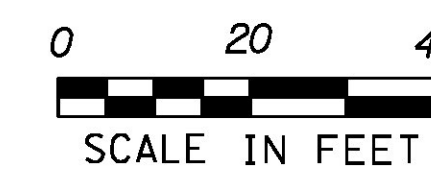
DURABLE 4 INCH WHITE LINE (SEE OPTION ITEMS)
 STA. 291+50 - STA. 296+75 (SOLID LT & RT)
 DURABLE 4 INCH YELLOW LINE (SEE OPTION ITEMS)
 STA. 291+50 - STA. 296+75 (SOLID LT, DASHED RT)
 TEMPORARY 4 INCH WHITE LINE, PAINT
 STA. 291+50 - STA. 296+75 (SOLID LT & RT)
 TEMPORARY 4 INCH YELLOW LINE, PAINT
 STA. 291+50 - STA. 296+75 (SOLID LT, DASHED RT)

GEOTEXTILE FOR SILT FENCE
 STA. 292+40 - STA. 293+10 RT
 STA. 294+04 - STA. 294+24 LT
 STA. 294+04 - STA. 294+24 RT
 GRUBBING MATERIAL (6")
 STA. 292+40 - STA. 293+10 RT
 STA. 294+04 - STA. 294+24 LT
 STA. 294+04 - STA. 294+24 RT
 REMOVING SIGNS
 AS SHOWN - I
 SPECIAL PROVISION (BOX BEAM
 GUARDRAIL W/7 FEET POSTS)
 STA. 291+50 - STA. 294+71.5 RT



15 STA. 294+14.03 RT 21.80' TO
 STA. 294+14.24 LT 19.22'
 ASKEW ANGLE = 89.6875° LT
 REMOVE EXISTING PIPE
 INSTALL 18" CPEP (39'-0")
 CONSTRUCT CONCRETE REINFORCED
 HEADWALL PER STD. D-33. USE
 SCHEDULING AND DIMENSIONS FOR
 18" PIPE LT
 INV. IN = 1001.64'
 INV. OUT = 1000.93'

SIGN LEGEND
 R = REMOVE
 R&S = REMOVE AND SALVAGE
 RET = RETAIN
 S = SALVAGED
 N = NEW
 B-B = BACK TO BACK
 - - = EXISTING
 — = NEW



PROJECT NAME: HANCOCK	
PROJECT NUMBER: STP 2923 (1)	
FILE NAME: z10c252bdr.dgn	PLOT DATE: 3/18/2015
PROJECT LEADER: C. LATHROP	DRAWN BY: J. GOODALL
DESIGNED BY: B. MARTIN	CHECKED BY: C. LATHROP
PROJECT LAYOUT SHEET 49	SHEET 81 OF 207