

6 INCH UNDERDRAIN PIPE
STA. 270+00 - STA. 272+25 LT

REMOVE AND RESET GUARDRAIL
STA. 267+28 - STA. 268+00 RT
STA. 267+47 - STA. 268+00 LT
STA. 268+67 - STA. 268+97 LT
STA. 268+67 - STA. 269+62 RT

DURABLE 4 INCH WHITE LINE (SEE OPTION ITEMS)
STA. 266+75 - STA. 272+25 (SOLID LT & RT)
(WITH EDGE LINE BREAK LT AT TH #3)
STA. 269+23 LT (EDGE LINES AT TH #3)

TEMPORARY 4 INCH WHITE LINE, PAINT
STA. 266+75 - STA. 272+25 (SOLID LT & RT)
(WITH EDGE LINE BREAK LT AT TH #3)
STA. 269+23 LT (EDGE LINES AT TH #3)

DURABLE 4 INCH YELLOW LINE (SEE OPTION ITEMS)
STA. 266+75 - STA. 272+25 (SOLID LT & RT)
(WITH CENTERLINE BREAK AT TH #3)
STA. 269+23 LT (CENTERLINE AT TH #3)

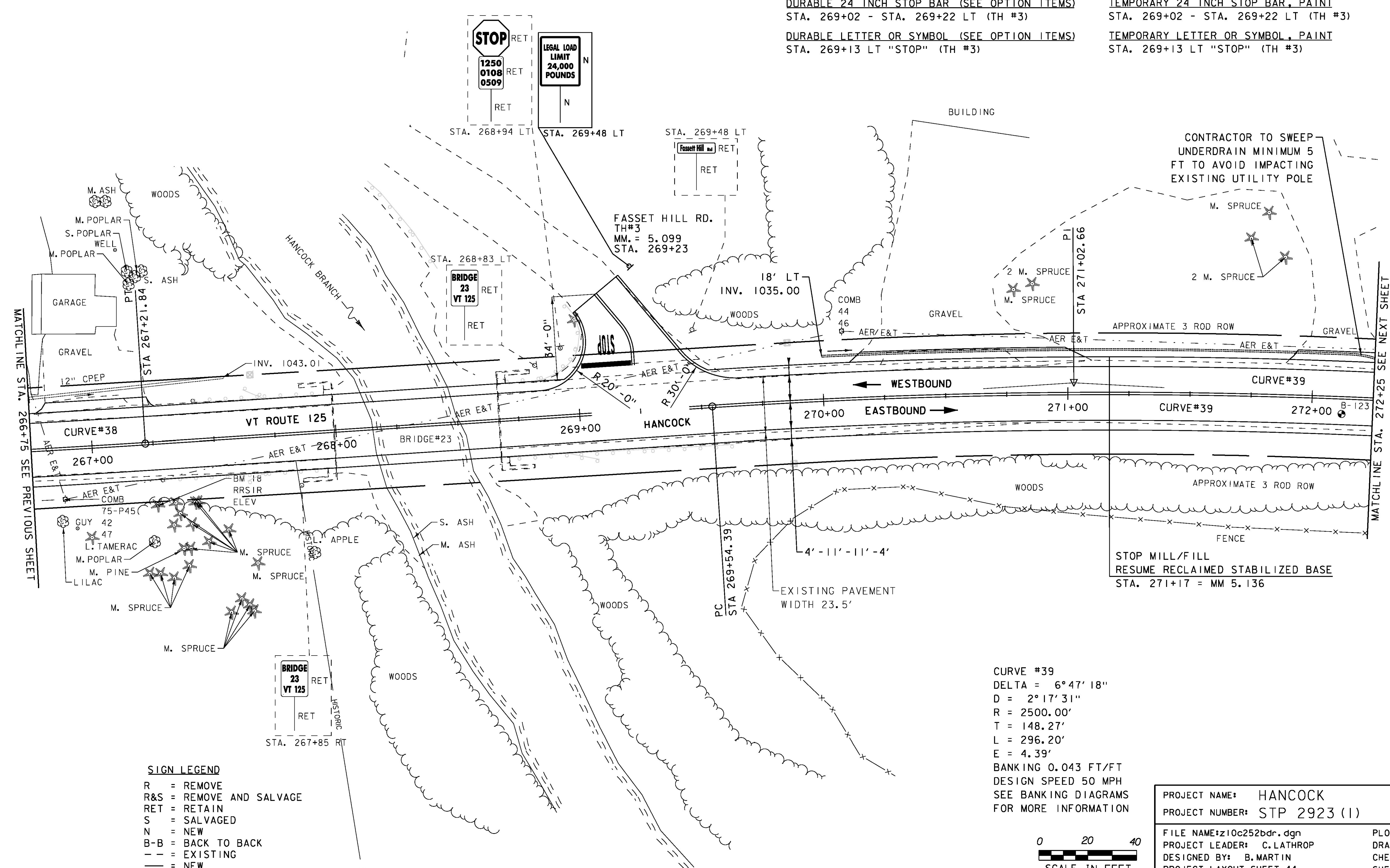
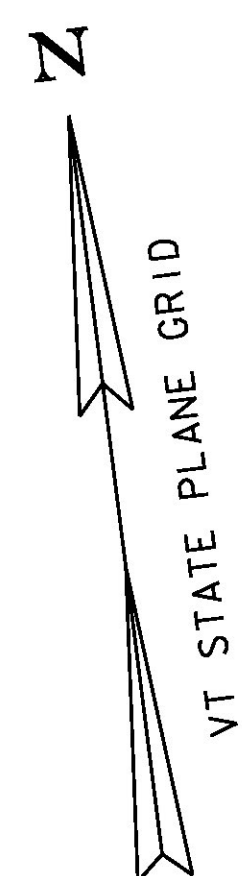
TEMPORARY 4 INCH YELLOW LINE, PAINT
STA. 266+75 - STA. 272+25 (SOLID LT & RT)
(WITH CENTERLINE BREAK AT TH #3)
STA. 269+23 LT (CENTERLINE AT TH #3)

DURABLE 24 INCH STOP BAR (SEE OPTION ITEMS)
STA. 269+02 - STA. 269+22 LT (TH #3)

TEMPORARY 24 INCH STOP BAR, PAINT
STA. 269+02 - STA. 269+22 LT (TH #3)

DURABLE LETTER OR SYMBOL (SEE OPTION ITEMS)
STA. 269+13 LT "STOP" (TH #3)

TEMPORARY LETTER OR SYMBOL, PAINT
STA. 269+13 LT "STOP" (TH #3)

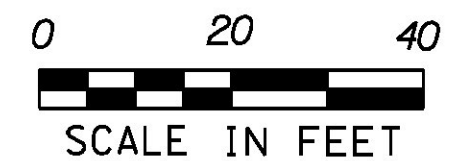


MATCHLINE STA. 266+75 SEE PREVIOUS SHEET

MATCHLINE STA. 272+25 SEE NEXT SHEET

SIGN LEGEND
 R = REMOVE
 R&S = REMOVE AND SALVAGE
 RET = RETAIN
 S = SALVAGED
 N = NEW
 B-B = BACK TO BACK
 --- = EXISTING
 ——— = NEW

CURVE #39
 DELTA = 6° 47' 18"
 D = 2° 17' 31"
 R = 2500.00'
 T = 148.27'
 L = 296.20'
 E = 4.39'
 BANKING 0.043 FT/FT
 DESIGN SPEED 50 MPH
 SEE BANKING DIAGRAMS
 FOR MORE INFORMATION



PROJECT NAME: HANCOCK	
PROJECT NUMBER: STP 2923 (1)	
FILE NAME: z10c252bdr.dgn	PLOT DATE: 3/18/2015
PROJECT LEADER: C. LATHROP	DRAWN BY: J. GOODALL
DESIGNED BY: B. MARTIN	CHECKED BY: C. LATHROP
PROJECT LAYOUT SHEET 44	SHEET 76 OF 207

STOP MILL/FILL
RESUME RECLAIMED STABILIZED BASE
STA. 271+17 = MM 5.136

CONTRACTOR TO SWEEP
UNDERDRAIN MINIMUM 5
FT TO AVOID IMPACTING
EXISTING UTILITY POLE