

6 INCH UNDERDRAIN PIPE
 STA. 182+75 - STA. 188+25 LT
 STA. 182+75 - STA. 186+00 RT
 STA. 186+50 - STA. 188+25 RT

STONE FILL, TYPE I
 STA. 187+60 - STA. 188+00 LT
 STA. 188+20 - STA. 188+25 LT

DURABLE 4 INCH WHITE LINE (SEE OPTION ITEMS)
 STA. 182+75 - STA. 188+25 (SOLID LT & RT)

DURABLE 4 INCH YELLOW LINE (SEE OPTION ITEMS)
 STA. 182+75 - STA. 185+60 (SOLID LT & RT)
 STA. 185+60 - STA. 188+25 (SOLID LT, DASHED RT)

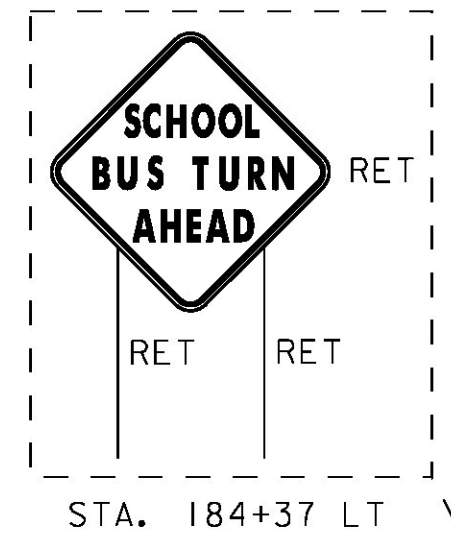
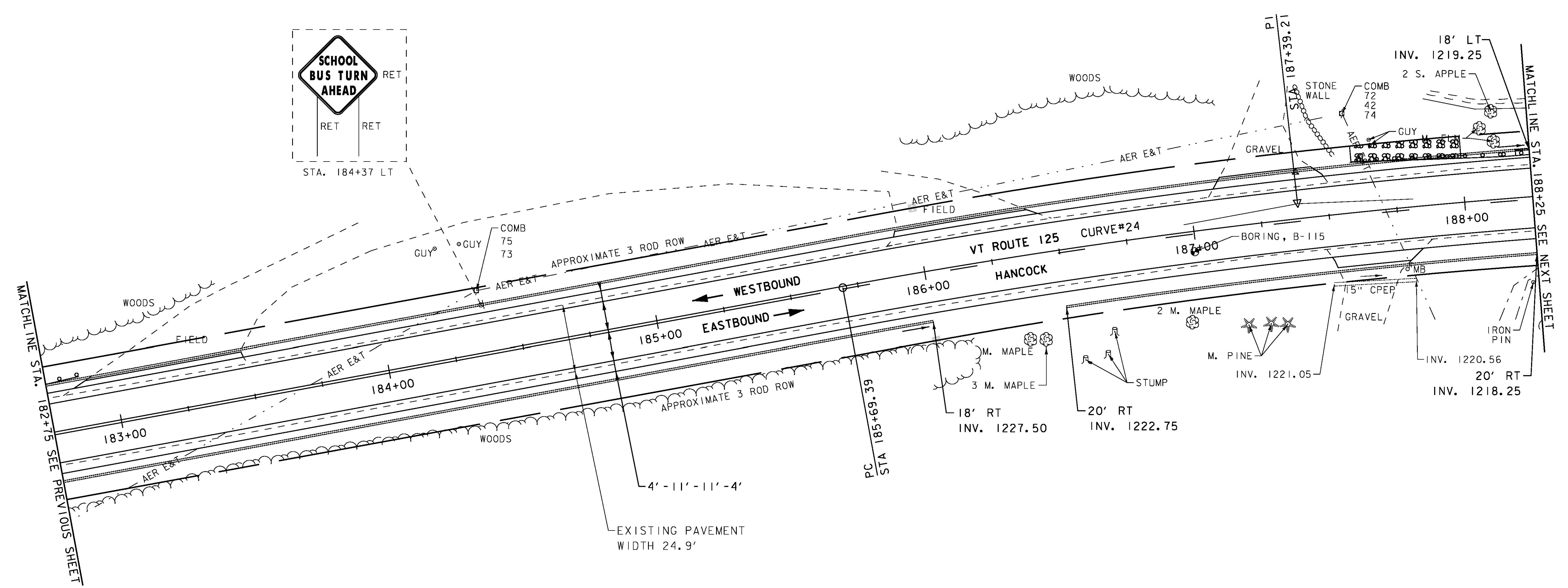
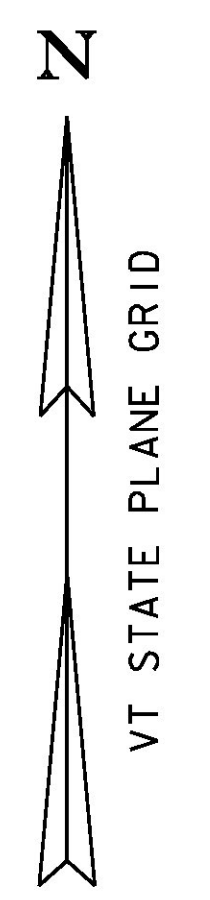
TEMPORARY 4 INCH WHITE LINE, PAINT
 STA. 182+75 - STA. 188+25 (SOLID LT & RT)

TEMPORARY 4 INCH YELLOW LINE, PAINT
 STA. 182+75 - STA. 185+60 (SOLID LT & RT)
 STA. 185+60 - STA. 188+25 (SOLID LT, DASHED RT)

GEOTEXTILE FOR SILT FENCE
 STA. 187+60 - STA. 188+00 LT
 STA. 188+20 - STA. 188+25 LT

GRUBBING MATERIAL (6")
 STA. 187+60 - STA. 188+00 LT
 STA. 188+20 - STA. 188+25 LT

SPECIAL PROVISION (BOX BEAM GUARDRAIL W/7 FEET POSTS)
 STA. 182+75 - STA. 182+87.5 LT
 STA. 187+59.5 - STA. 188+25 LT



MATCHLINE STA. 182+75 SEE PREVIOUS SHEET

MATCHLINE STA. 188+25 SEE NEXT SHEET

SIGN LEGEND
 R = REMOVE
 R&S = REMOVE AND SALVAGE
 RET = RETAIN
 S = SALVAGED
 N = NEW
 B-B = BACK TO BACK
 - - = EXISTING
 — = NEW

CURVE #24
 DELTA = 8°05' 42"
 D = 2°23' 14"
 R = 2400.00'
 T = 169.82'
 L = 339.08'
 E = 6.00'
 BANKING 0.044 FT/FT
 DESIGN SPEED 50 MPH
 SEE BANKING DIAGRAMS
 FOR MORE INFORMATION



PROJECT NAME: HANCOCK	
PROJECT NUMBER: STP 2923 (1)	
FILE NAME: z10c252bdr.dgn	PLOT DATE: 3/18/2015
PROJECT LEADER: C. LATHROP	DRAWN BY: J. GOODALL
DESIGNED BY: B. MARTIN	CHECKED BY: C. LATHROP
PROJECT LAYOUT SHEET 28	SHEET 60 OF 207