

6 INCH UNDERDRAIN PIPE  
 STA. 95+00 - STA. 97+00 LT

STONE FILL, TYPE I  
 STA. 96+50 - STA. 96+80 RT  
 STA. 96+94 - STA. 99+25 LT  
 STA. 97+00 - STA. 98+30 RT

REMOVAL AND DISPOSAL OF GUARDRAIL  
 STA. 94+50 - STA. 99+25 RT  
 STA. 96+93 - STA. 99+25 LT

DURABLE 4 INCH WHITE LINE (SEE OPTION ITEMS)  
 STA. 94+25 - STA. 99+25 (SOLID LT & RT)

DURABLE 4 INCH YELLOW LINE (SEE OPTION ITEMS)  
 STA. 94+25 - STA. 99+25 (SOLID LT & RT)

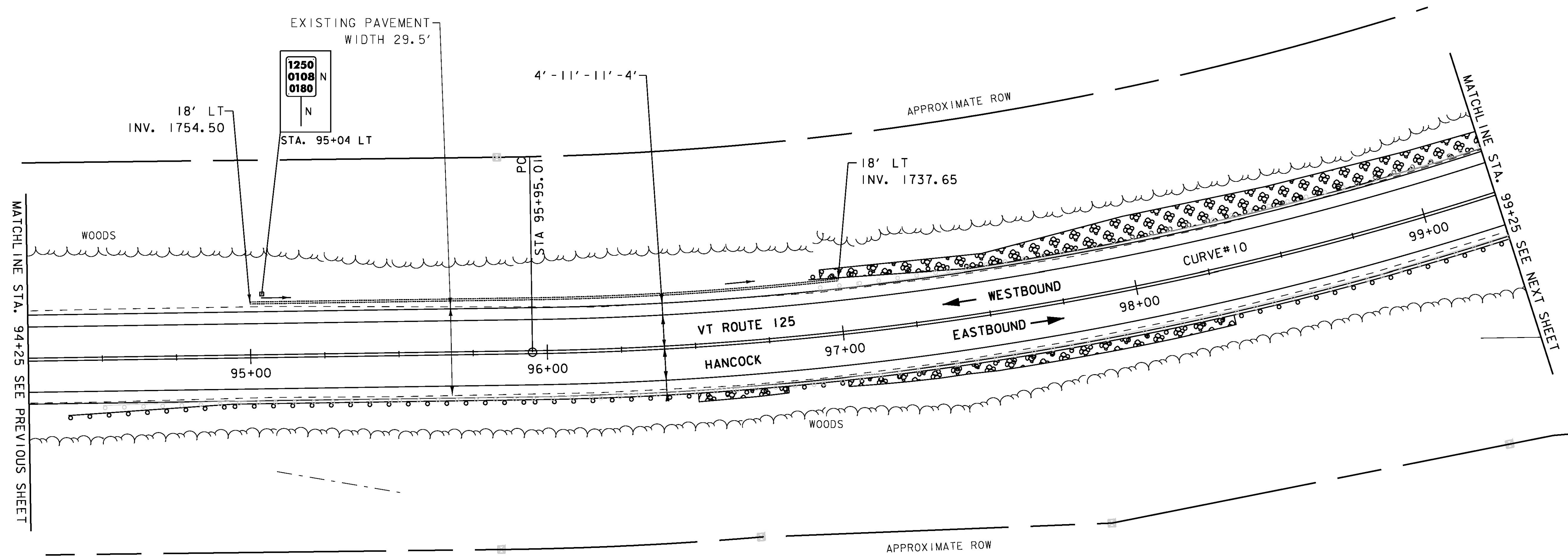
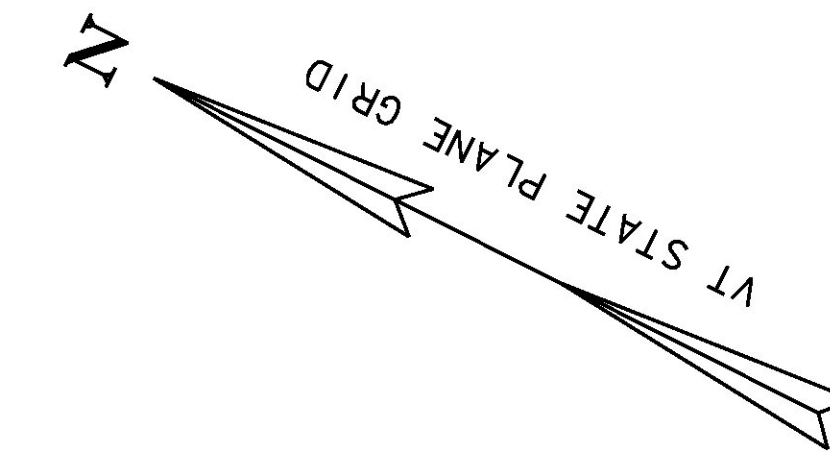
TEMPORARY 4 INCH WHITE LINE, PAINT  
 STA. 94+25 - STA. 99+25 (SOLID LT & RT)

TEMPORARY 4 INCH YELLOW LINE, PAINT  
 STA. 94+25 - STA. 99+25 (SOLID LT & RT)

GEOTEXTILE FOR SILT FENCE  
 STA. 96+50 - STA. 96+80 RT  
 STA. 96+94 - STA. 99+25 LT  
 STA. 97+00 - STA. 98+30 RT

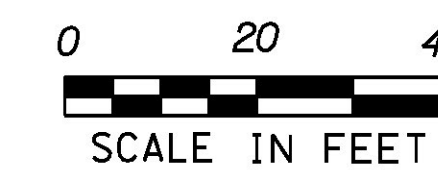
GRUBBING MATERIAL (6")  
 STA. 96+50 - STA. 96+80 RT  
 STA. 97+00 - STA. 98+30 RT

SPECIAL PROVISION (BOX BEAM GUARDRAIL W/7 FEET POSTS)  
 STA. 94+37.5 - STA. 99+25 RT  
 STA. 96+90 - STA. 99+25 LT



**SIGN LEGEND**

- R = REMOVE
- R&S = REMOVE AND SALVAGE
- RET = RETAIN
- S = SALVAGED
- N = NEW
- B-B = BACK TO BACK
- - = EXISTING
- = NEW



PROJECT NAME: HANCOCK	PLOT DATE: 3/18/2015
PROJECT NUMBER: STP 2923 (1)	DRAWN BY: J. GOODALL
FILE NAME: z10c252bdr.dgn	CHECKED BY: C. LATHROP
PROJECT LEADER: C. LATHROP	SHEET 43 OF 207
DESIGNED BY: B. MARTIN	
PROJECT LAYOUT SHEET 11	