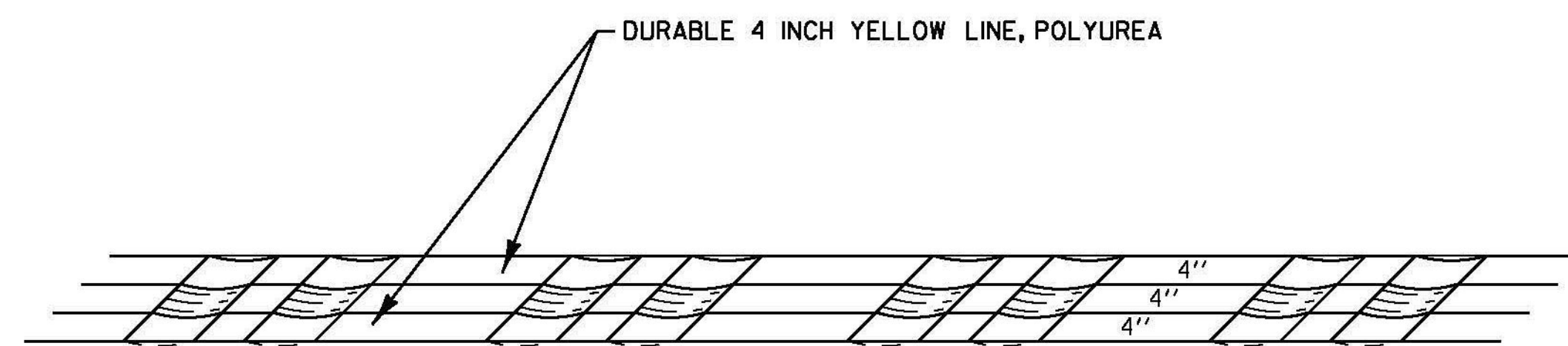
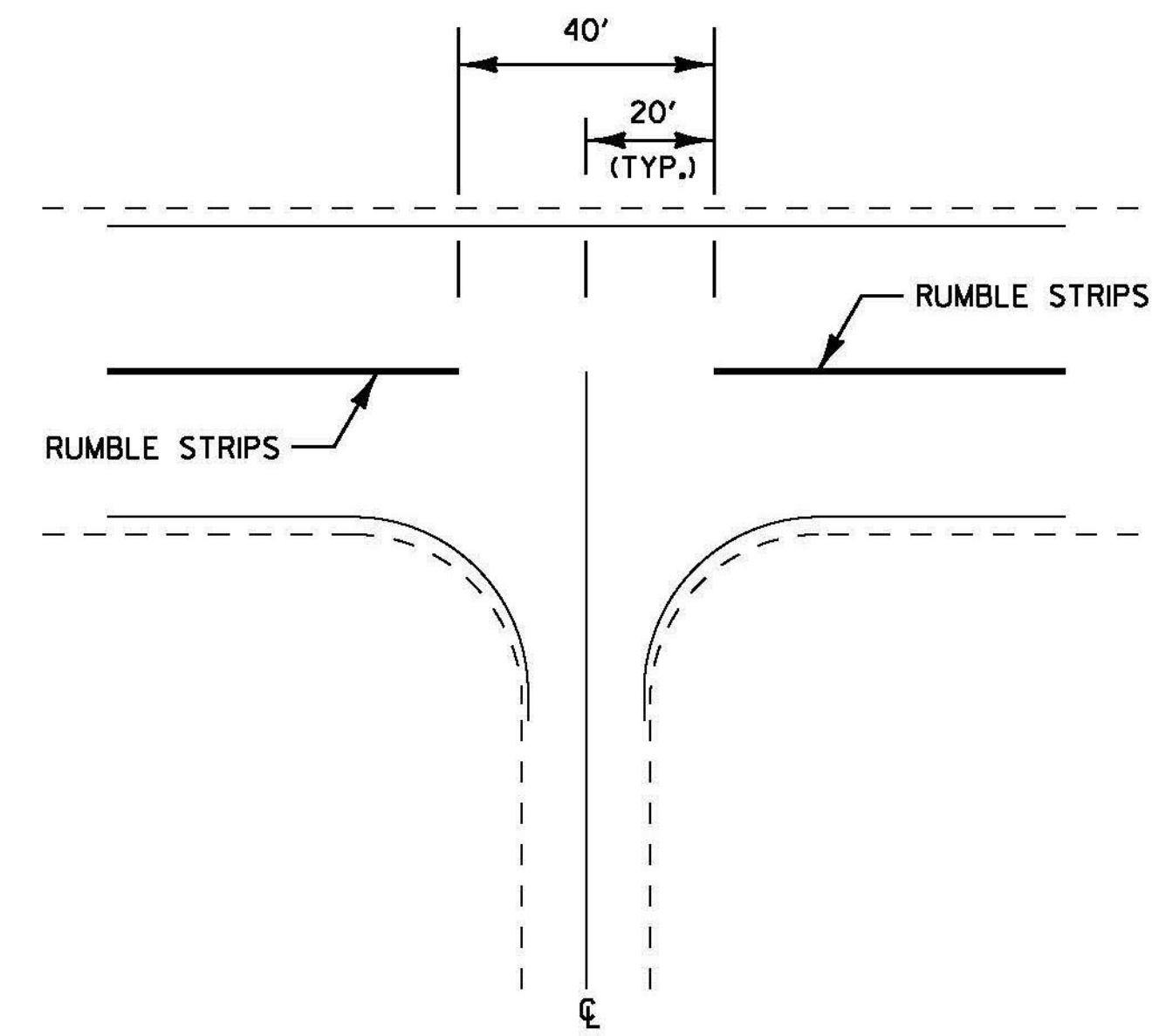


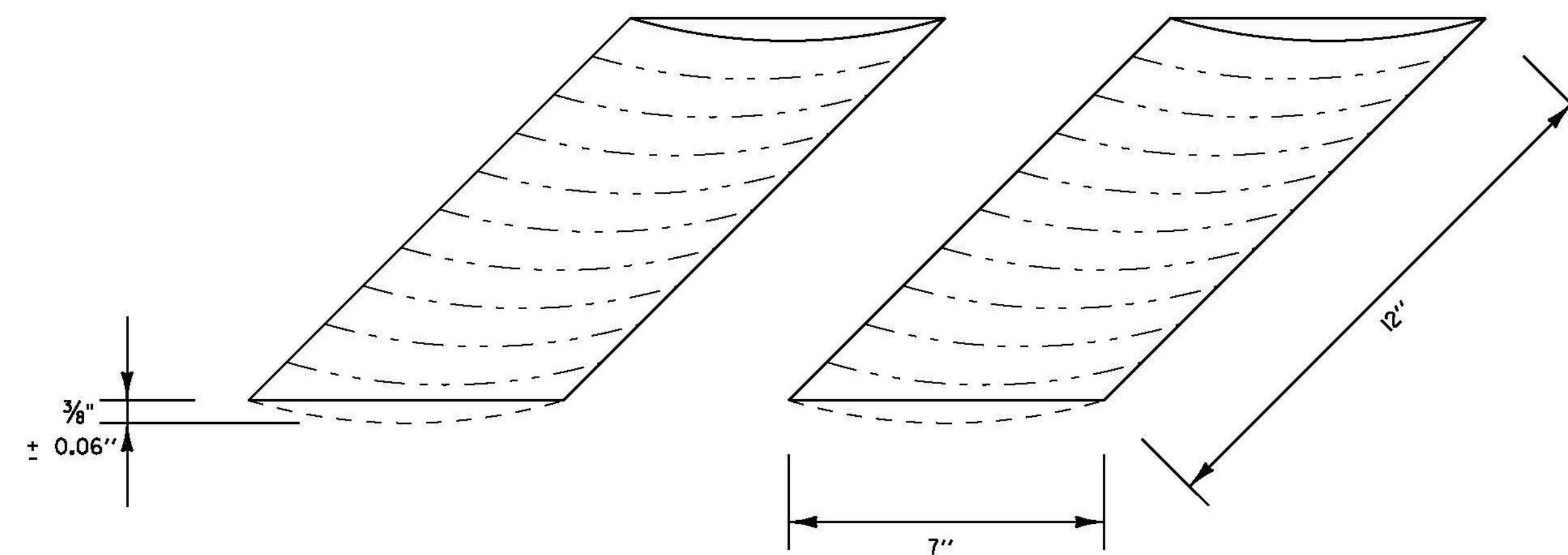
**RUMBLE STRIP LAYOUT**



**PAVEMENT MARKINGS DETAIL**



**INTERSECTION DETAIL**



**RUMBLE STRIP DETAIL**

BETHEL  
 STA. 153+00 - STA. 164+00  
 STA. 167+00 - STA. 172+00  
 STA. 179+25 - STA. 186+75  
 STA. 187+75 - STA. 204+25  
 STA. 221+25 - STA. 232+25  
 STA. 248+50 - STA. 254+50  
 STA. 257+75 - STA. 274+75  
 STA. 295+50 - STA. 323+00  
 STA. 341+00 - STA. 364+00  
 STA. 367+00 - STA. 370+41  
 RANDOLPH  
 STA. A 0+00 - STA. A 19+75  
 STA. A 38+50 - STA. A 44+00

**NOTES**

1. CENTERLINE RUMBLE STRIPS NOT TO EXTEND BEYOND CENTERLINE WHEN CENTERLINE IS A DOUBLE YELLOW LINE, WITH OR WITHOUT A PASSING ZONE.
2. CENTERLINE RUMBLE STRIP TO BE PLACED ALONG CENTERLINE OF ROADWAY.
3. CENTERLINE RUMBLE STRIP TO STOP 20 FEET PRIOR TO THE CENTERLINE OF AN INTERSECTION.

|                 |                 |                                      |                 |             |            |
|-----------------|-----------------|--------------------------------------|-----------------|-------------|------------|
| PROJECT NAME:   | BETHEL-RANDOLPH | FILE NAME:                           | z10c244tsss.dgn | PLOT DATE:  | 4/23/2015  |
| PROJECT NUMBER: | STP 2921(I)     | PROJECT LEADER:                      | C. LATHROP      | DRAWN BY:   | VTRANS     |
|                 |                 | DESIGNED BY:                         | VTRANS          | CHECKED BY: | VTRANS     |
|                 |                 | CENTERLINE RUMBLE STRIP DETAIL SHEET |                 | SHEET       | 118 OF 211 |