

DURABLE 4 INCH WHITE LINE, SEE OPTION ITEMS  
 STA. A 74+25 - STA. A 77+56 (SOLID LT & RT)  
 STA. A 74+25 - STA. A 75+48 (DOTTED LT)

DURABLE 4 INCH YELLOW LINE, POLYUREA  
 STA. A 74+25 - STA. A 77+56 (CENTERLINE)  
 STA. A 74+25 - STA. A 77+56 (CENTERLINE LT)  
 STA. A 74+25 - STA. A 77+56 (HATCH LT)

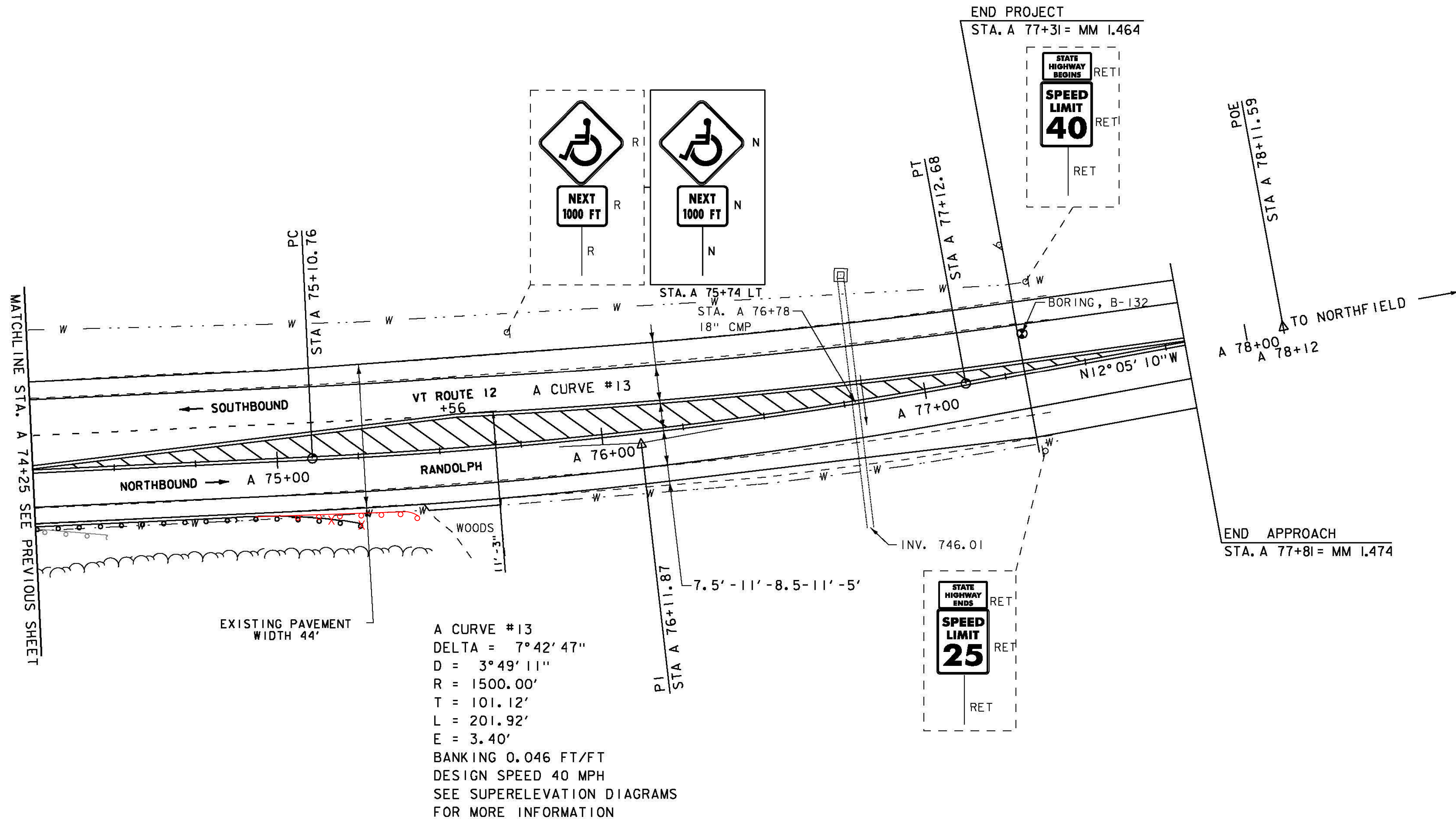
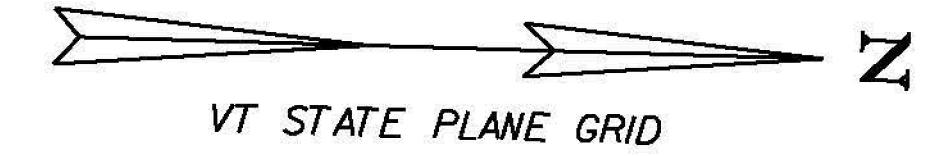
DURABLE 8 INCH YELLOW LINE (SEE OPTION ITEMS)  
 STA. A 74+25 - STA. A 77+56 (HATCH LT)

TEMPORARY 4 INCH WHITE LINE, PAINT  
 STA. A 74+25 - STA. A 77+56 (SOLID LT & RT)  
 STA. A 74+25 - STA. A 75+48 (DOTTED LT)

TEMPORARY 4 INCH YELLOW LINE, PAINT  
 STA. A 74+25 - STA. A 77+56 (CENTERLINE)  
 STA. A 74+25 - STA. A 77+56 (CENTERLINE LT)  
 STA. A 74+25 - STA. A 77+56 (HATCH LT)

TEMPORARY 8 INCH YELLOW LINE, PAINT  
 STA. A 74+25 - STA. A 77+56 (HATCH LT)

REMOVING SIGNS  
 AS SHOWN - 2



REMOVAL AND DISPOSAL OF GUARDRAIL  
 STA. A 74+25 - STA. A 74+47 RT

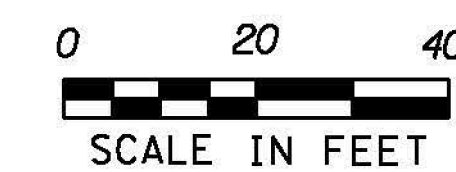
SPECIAL PROVISION (BOX BEAM GUARDRAIL W/7 FEET POSTS)  
 STA. A 74+25 - STA. A ~~75+25~~ RT  
 75+39

STONE FILL, TYPE 1  
 STA. A 76+85 - STA. A 77+10 RT

GEOTEXTILE FOR SILT FENCE  
 STA. A 76+85 - STA. A 77+10 RT

GRUBBING MATERIAL (6")  
 STA. A 76+85 - STA. A 77+10 RT

SIGN LEGEND  
 R = REMOVE  
 R&S = REMOVE AND SALVAGE  
 RET = RETAIN  
 S = SALVAGED  
 N = NEW  
 B-B = BACK TO BACK  
 - - = EXISTING  
 — = NEW



PROJECT NAME: BETHEL-RANDOLPH	PLOT DATE: 4/23/2015
PROJECT NUMBER: STP 292(I)	DRAWN BY: S. LAMPHERE
FILE NAME: z10c244bdr.dgn	CHECKED BY: C. LATHROP
DESIGNED BY: S. LAMPHERE	SHEET 85 OF 211
PLAN SHEET 59	