

DURABLE 4 INCH WHITE LINE, SEE OPTION ITEMS
 STA. 333+50 - STA. 338+75 (SOLID LT & RT)

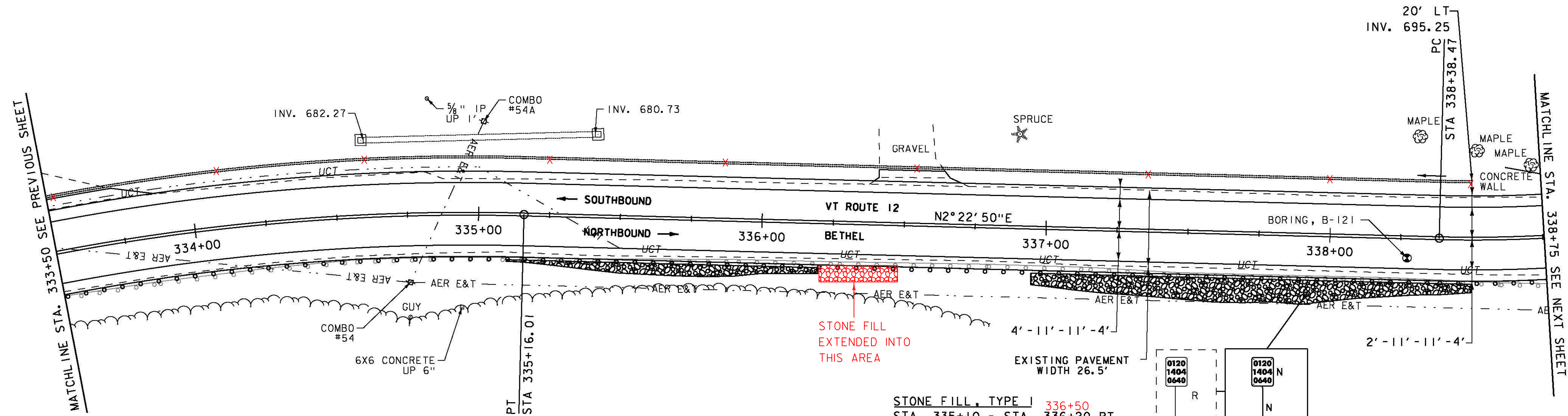
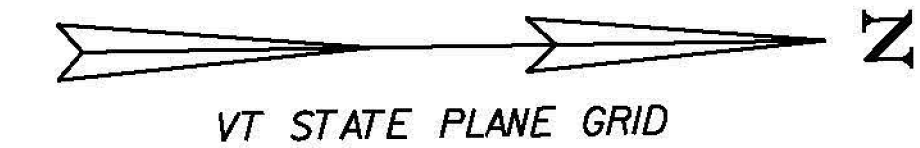
TEMPORARY 4 INCH WHITE LINE, PAINT
 STA. 333+50 - STA. 338+75 (SOLID LT & RT)

DURABLE 4 INCH YELLOW LINE, POLYUREA
 STA. 333+50 - STA. 338+75 (CENTERLINE)

TEMPORARY 4 INCH YELLOW LINE, PAINT
 STA. 333+50 - STA. 338+75 (CENTERLINE)

REMOVING SIGNS
 AS SHOWN - I

6 INCH UNDERDRAIN PIPE
 STA. 333+50 - STA. 338+50 LT



TREATED TIMBER CURB ³³⁶⁺⁴⁸
 STA. 333+50 - STA. 335+50 RT

REMOVAL AND DISPOSAL OF GUARDRAIL
 STA. 333+50 - STA. 338+75 RT

SPECIAL PROVISION (BOX BEAM GUARDRAIL W/7 FEET POSTS)
 STA. 333+50 - STA. 338+75 RT

STONE FILL EXTENDED INTO THIS AREA

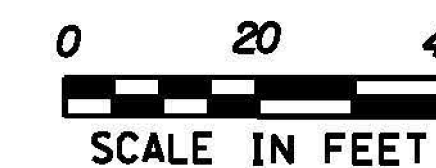
STONE FILL, TYPE I ³³⁶⁺⁵⁰
 STA. 335+10 - STA. 336+20 RT
 STA. 336+95 - STA. 338+50 RT

GEOTEXTILE FOR SILT FENCE
 STA. 335+10 - STA. 336+20 RT
 STA. 336+95 - STA. 338+50 RT

GRUBBING MATERIAL (6")
 STA. 335+10 - STA. 336+20 RT
 STA. 336+95 - STA. 338+50 RT

SIGN LEGEND

- R = REMOVE
- R&S = REMOVE AND SALVAGE
- RET = RETAIN
- S = SALVAGED
- N = NEW
- B-B = BACK TO BACK
- - = EXISTING
- = NEW



PROJECT NAME: BETHEL-RANDOLPH	PLOT DATE: 4/23/2015
PROJECT NUMBER: STP 292(I)	DRAWN BY: S. LAMPHERE
FILE NAME: z10c244bdr.dgn	CHECKED BY: C. LATHROP
DESIGNED BY: S. LAMPHERE	SHEET 65 OF 211
PLAN SHEET 39	